



Roane County, TN



**EAST
TENNESSEE**
Moving Mountains.

Tennessee

Contents

Report Parameters	1
Economy Overview	2
Unemployment by Demographics	4
Historic & Projected Trends	8
Population Characteristics	12
Inbound and Outbound Migration	14
Industry Characteristics	16
Business Characteristics	21
Workforce Characteristics	23
Educational Pipeline	29
In-Demand Skills	30

Report Parameters

1 County

47145 Roane County, TN

Class of Worker

QCEW Employees, Non-QCEW Employees, and Self-Employed

The information in this report pertains to the chosen geographical area.

Economy Overview

56,983

Population (2024)

Population **grew by 3,507** over the last 5 years and is projected to **grow by 3,672** over the next 5 years.

21,404

Total Regional Employment

Jobs **decreased by 35** over the last 5 years but are projected to **grow by 1,162** over the next 5 years.

\$66.2K

Median Household Income (2023)

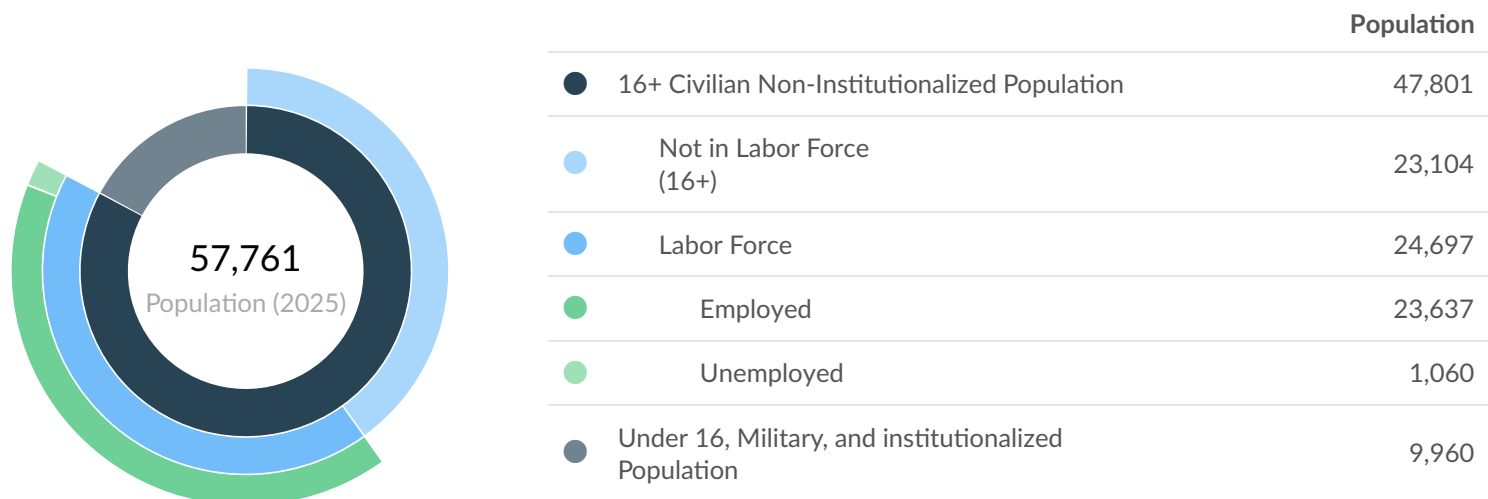
Median household income is **\$12.3K below** the national median household income of \$78.5K.

Takeaways

- As of 2024 the region's population **increased by 6.6%** since 2019, growing by 3,507. Population is expected to **increase by 6.4%** between 2024 and 2029, adding 3,672.
- From 2019 to 2024, jobs **declined by 0.2%** in Roane County, TN from 21,439 to **21,404**. This change **fell short of the national growth rate of 4.3% by 4.5%**. As the number of jobs declined, the **labor force participation rate decreased from 51.8% to 51.5% between 2019 and 2024**.
- Concerning educational attainment, **13.4% of Roane County, TN residents possess a Bachelor's Degree** (8.1% below the national average), and **8.4% hold an Associate's Degree** (0.4% below the national average).
- The top three industries in 2024 are Scientific Research and Development Services, Restaurants and Other Eating Places, and Local Government, Excluding Education and Hospitals.

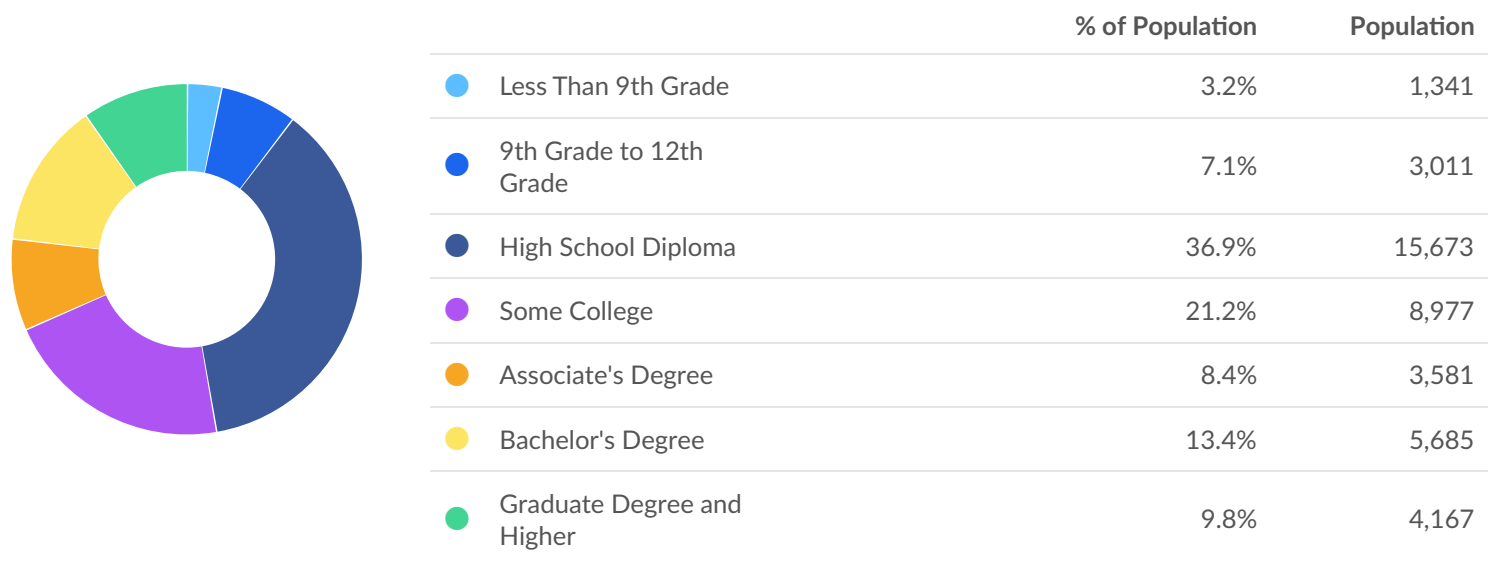
	Population (2025)	Labor Force (Jun 2025)	Jobs (2024)	Cost of Living	GRP	Imports	Exports
Region	57,761	24,697	21,404	94.8	\$3.28B	\$5.25B	\$5.15B
State	7,280,342	3,495,696	3,706,889	92.3	\$554.85B	\$452.79B	\$569.76B

Jun 2025 Labor Force Breakdown



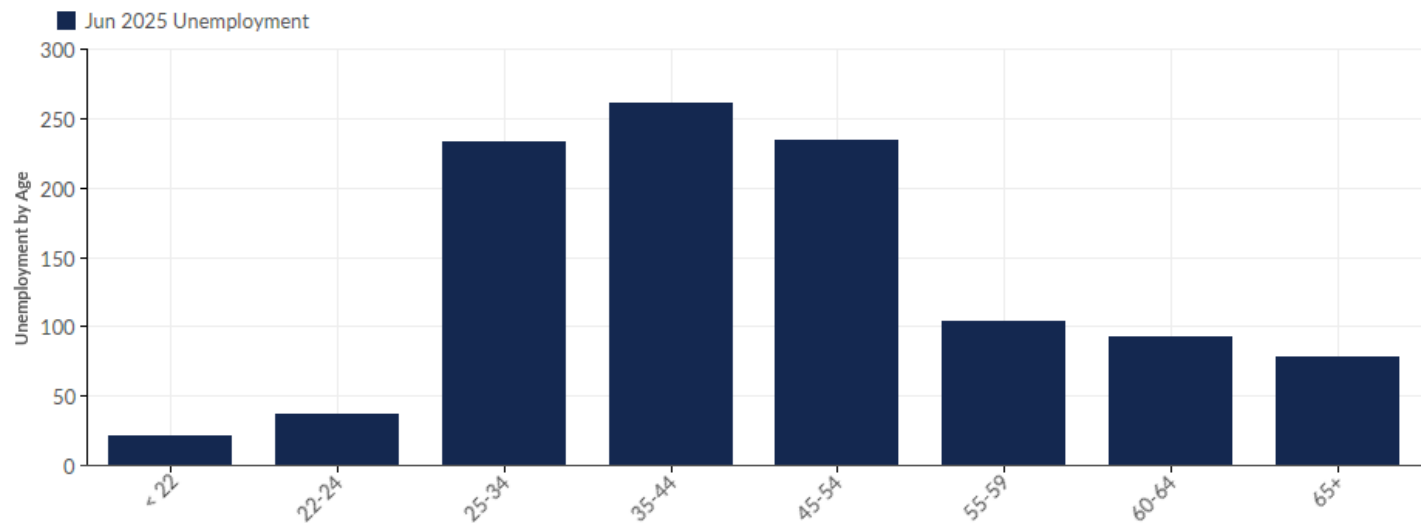
Educational Attainment

Concerning educational attainment, **13.4% of Roane County, TN residents possess a Bachelor's Degree** (8.1% below the national average), and **8.4% hold an Associate's Degree** (0.4% below the national average).



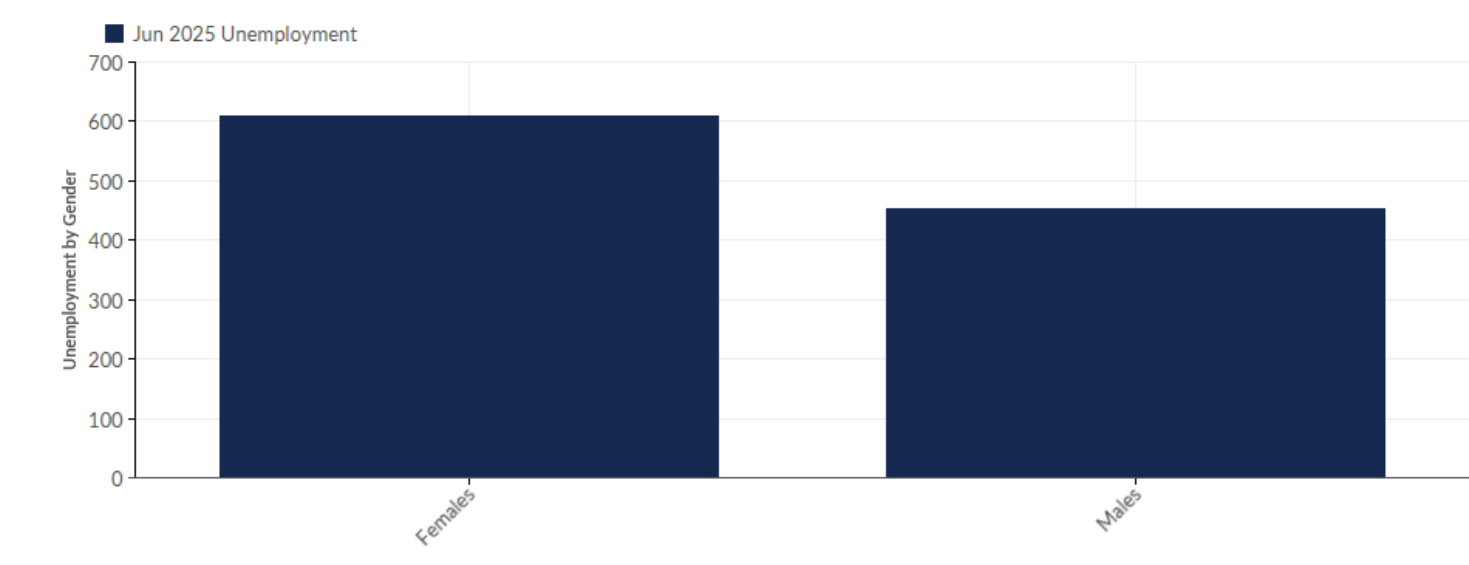
Unemployment by Demographics

Unemployment by Age



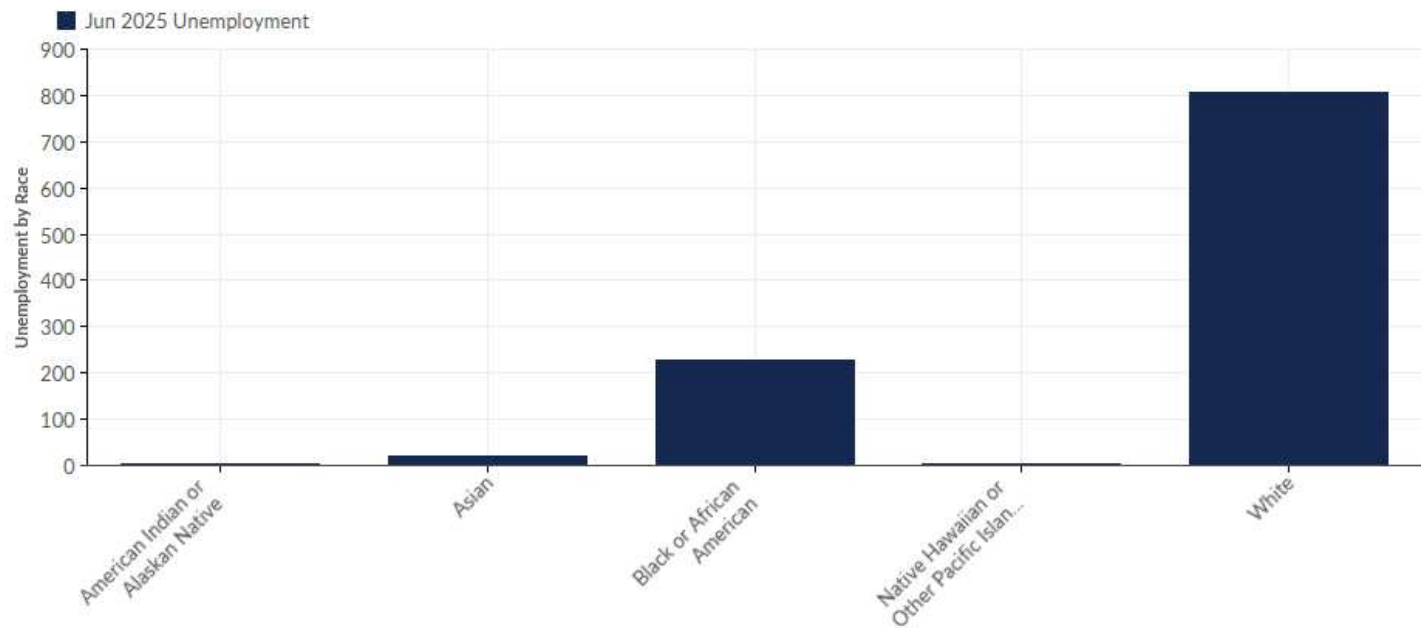
Age	Unemployment (Jun 2025)	% of Unemployed
< 22	21	1.98%
22-24	37	3.49%
25-34	233	21.98%
35-44	261	24.62%
45-54	234	22.08%
55-59	104	9.81%
60-64	92	8.68%
65+	78	7.36%
Total	1,060	100.00%

Unemployment by Gender



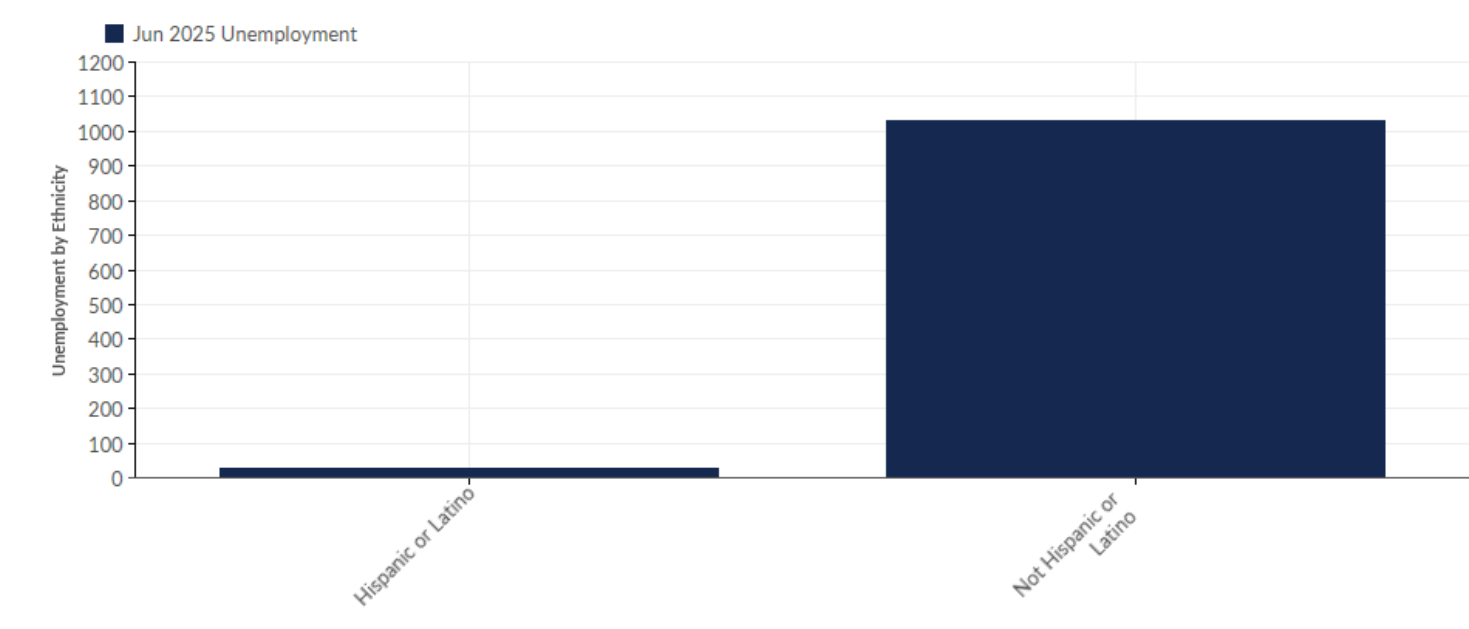
Gender	Unemployment (Jun 2025)	% of Unemployed
Females	608	57.36%
Males	452	42.64%
Total	1,060	100.00%

Unemployment by Race



Race	Unemployment (Jun 2025)	% of Unemployed
American Indian or Alaskan Native	3	0.28%
Asian	20	1.89%
Black or African American	228	21.51%
Native Hawaiian or Other Pacific Islander	2	0.19%
White	806	76.04%
Total	1,060	100.00%

Unemployment by Ethnicity

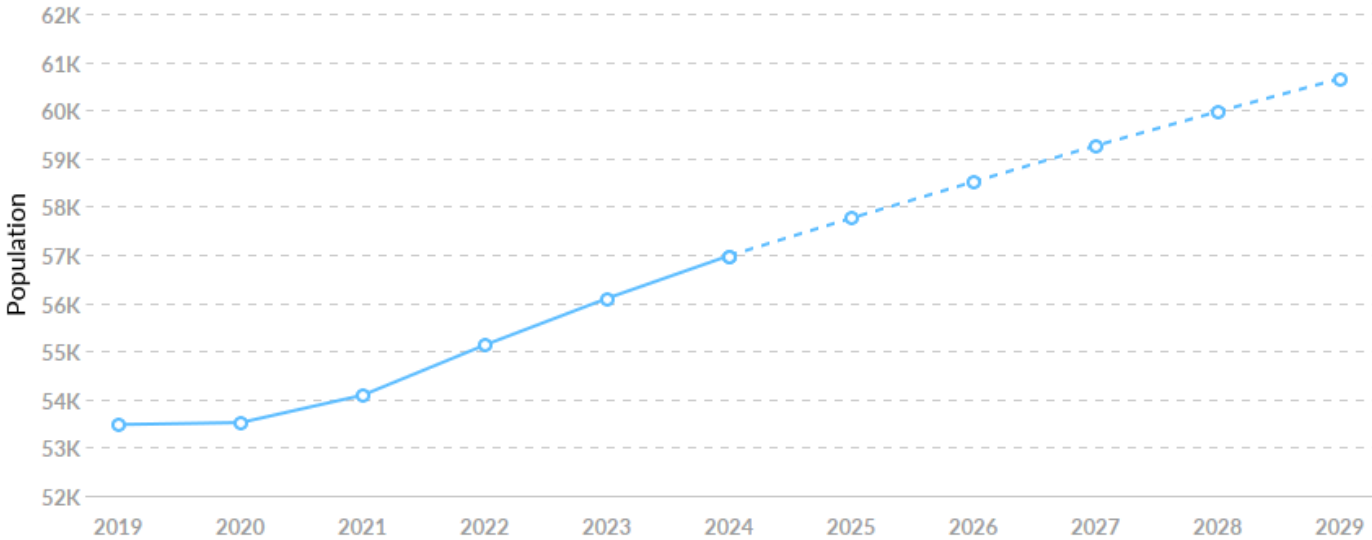


Ethnicity	Unemployment (Jun 2025)	% of Unemployed
Hispanic or Latino	28	2.64%
Not Hispanic or Latino	1,032	97.36%
Total	1,060	100.00%

Historic & Projected Trends

Population Trends

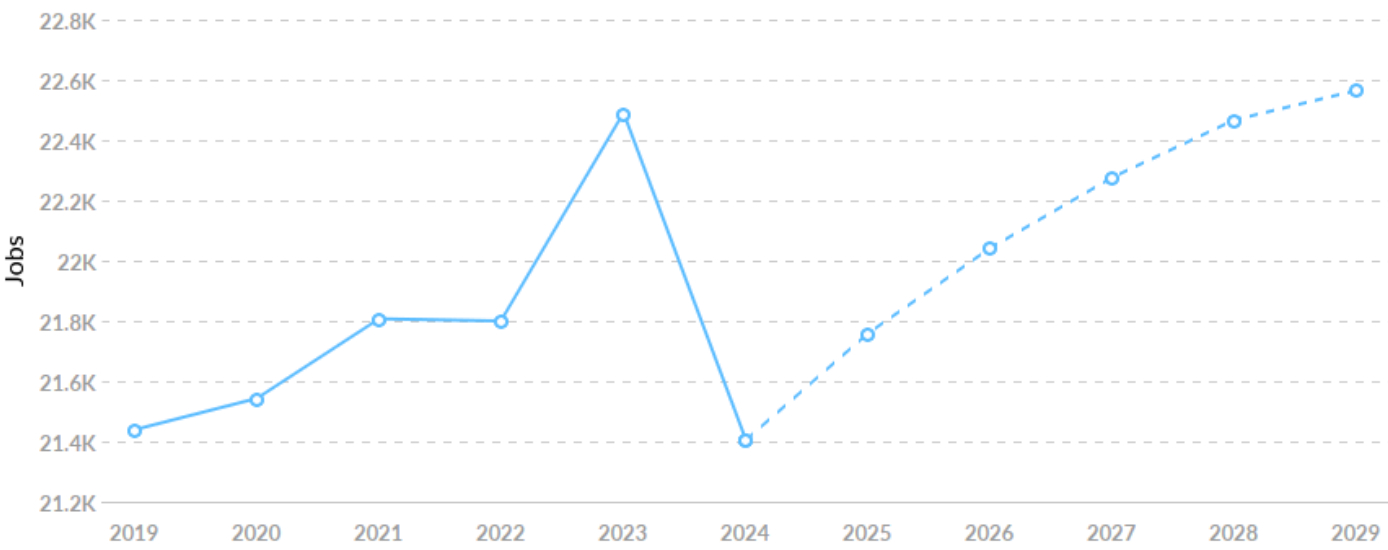
As of 2024 the region's population **increased by 6.6%** since 2019, growing by 3,507. Population is expected to **increase by 6.4%** between 2024 and 2029, adding 3,672.



Timeframe	Population
2019	53,476
2020	53,517
2021	54,088
2022	55,129
2023	56,096
2024	56,983
2025	57,761
2026	58,515
2027	59,263
2028	59,971
2029	60,655

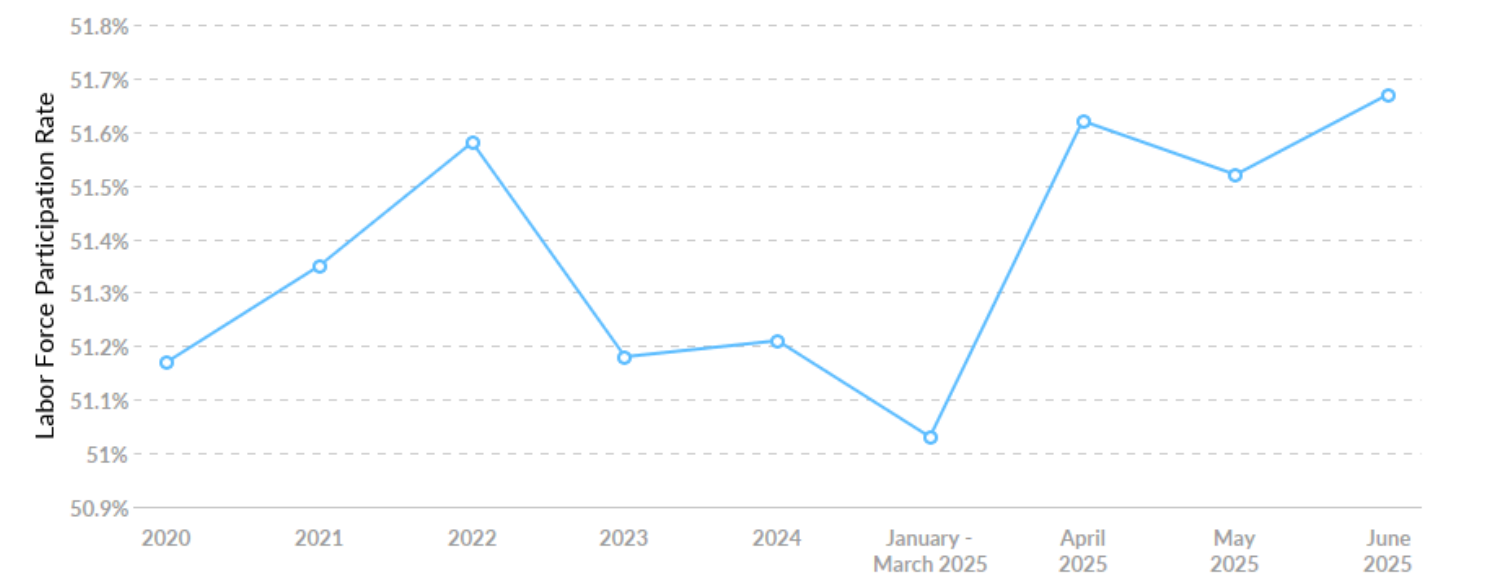
Job Trends

From 2019 to 2024, jobs declined by 0.2% in Roane County, TN from 21,439 to 21,404. This change fell short of the national growth rate of 4.3% by 4.5%.



Timeframe	Jobs
2019	21,439
2020	21,543
2021	21,807
2022	21,800
2023	22,488
2024	21,404
2025	21,758
2026	22,041
2027	22,276
2028	22,467
2029	22,565

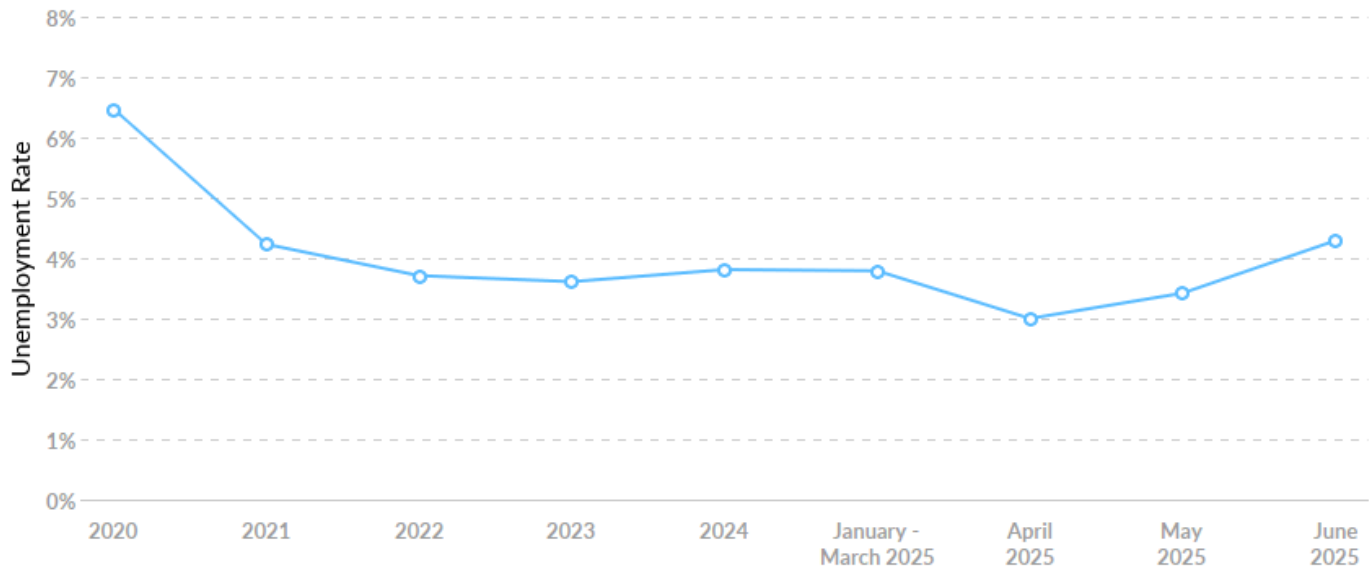
Labor Force Participation Rate Trends



Timeframe	Labor Force Participation Rate
2020	51.17%
2021	51.35%
2022	51.58%
2023	51.18%
2024	51.21%
January - March 2025	51.03%
April 2025	51.62%
May 2025	51.52%
June 2025	51.67%

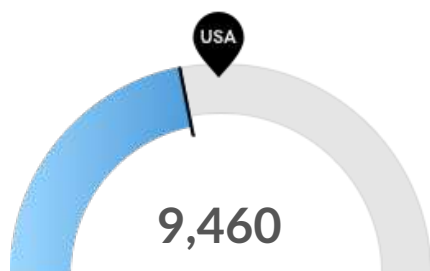
Unemployment Rate Trends

Roane County, TN had a June 2025 unemployment rate of 4.29%, **decreasing from 6.47%** 5 years before.



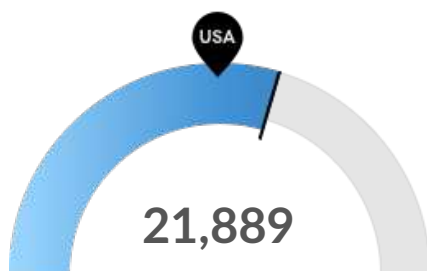
Timeframe	Unemployment Rate
2020	6.47%
2021	4.23%
2022	3.71%
2023	3.61%
2024	3.81%
January - March 2025	3.79%
April 2025	3.00%
May 2025	3.42%
June 2025	4.29%

Population Characteristics



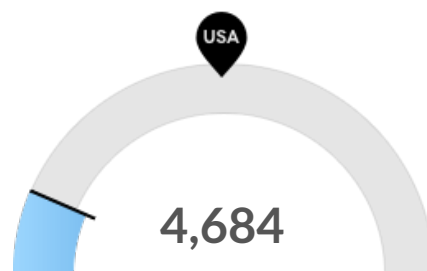
Millennials

Roane County, TN has 9,460 millennials (ages 25-39). The national average for an area this size is 11,398.



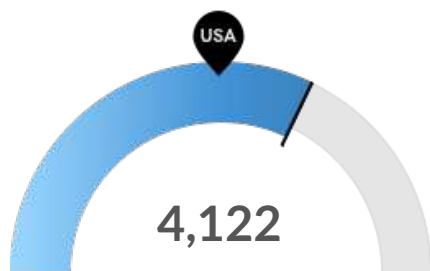
Retiring Soon

Retirement risk is high in Roane County, TN. The national average for an area this size is 16,934 people 55 or older, while there are 21,889 here.



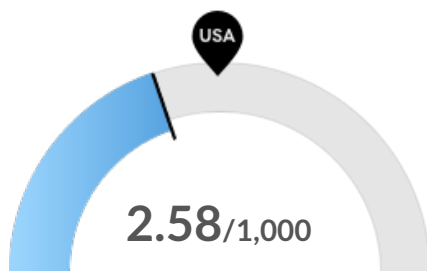
Racial Diversity

Racial diversity is low in Roane County, TN. The national average for an area this size is 23,362 racially diverse people, while there are 4,684 here.



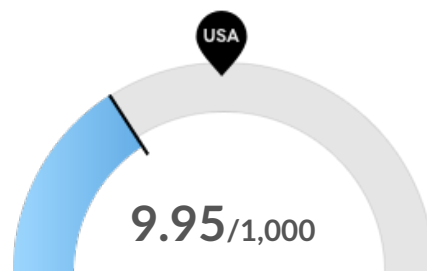
Veterans

Roane County, TN has 4,122 veterans. The national average for an area this size is 2,775.



Violent Crime

Roane County, TN has 2.58 violent crimes per 1,000 people. The national rate is 3.54 per 1,000 people.

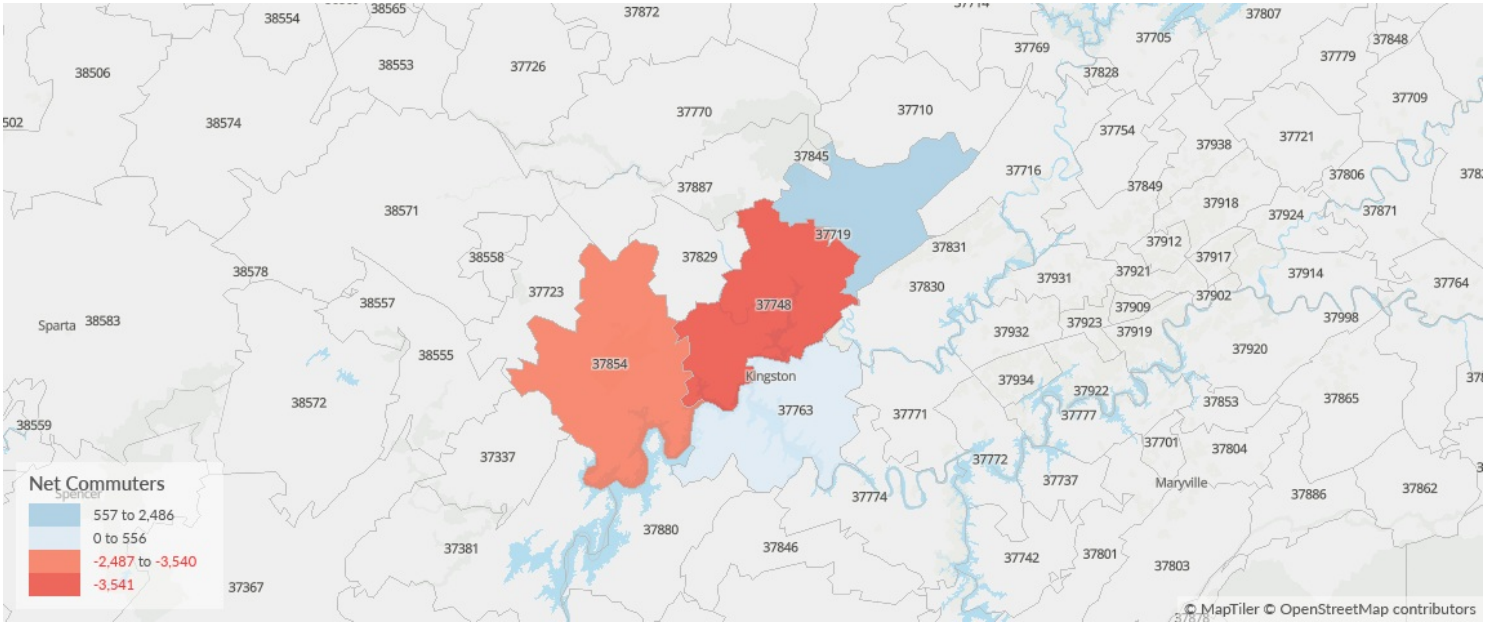


Property Crime

Roane County, TN has 9.95 property crimes per 1,000 people. The national rate is 18.02 per 1,000 people.

Place of Work vs Place of Residence

Understanding where talent in Roane County, TN currently works compared to where talent lives can help you optimize site decisions. For example, the #1 ranked ZIP for employment ranks #2 for resident workers. The top ZIP for resident workers is 37748.



Where Talent Works

ZIP	Name	2024 Employment
37763	Kingston, TN (in Roane ...	8,235
37840	Oliver Springs, TN (in Ro...	5,129
37748	Harriman, TN (in Roane ...	5,063
37854	Rockwood, TN (in Roan...	2,977

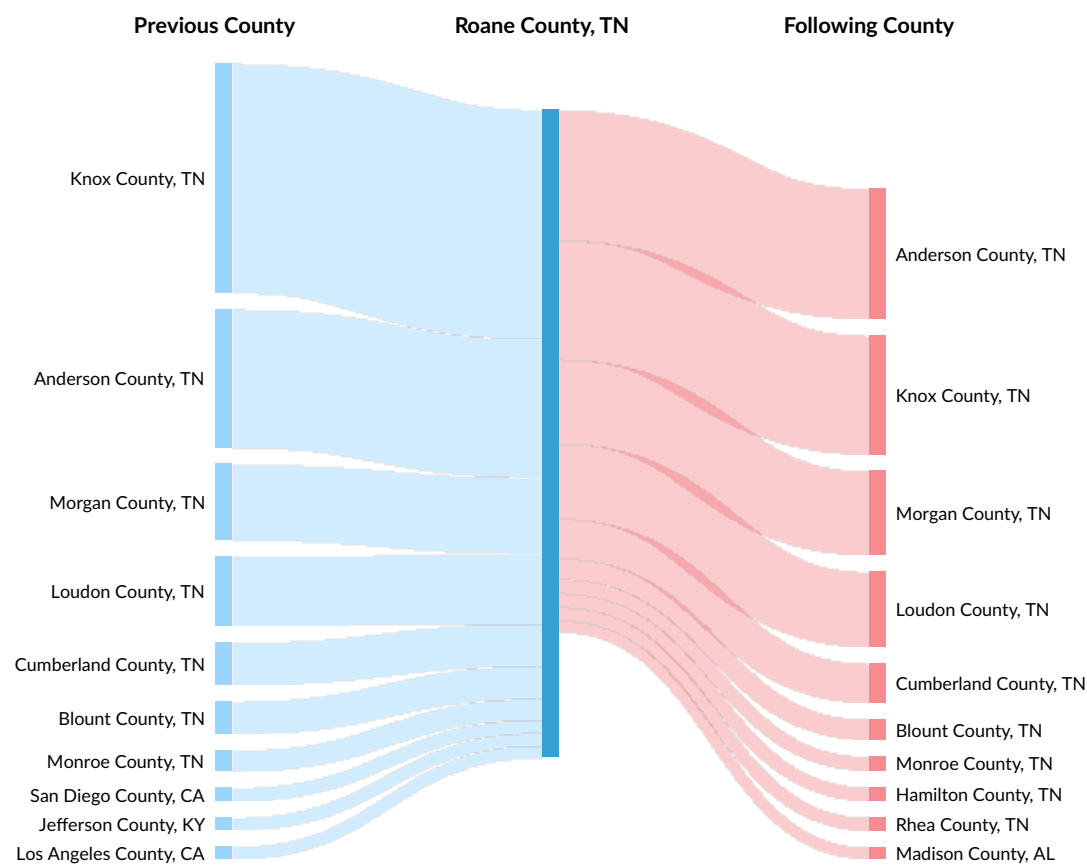
Where Talent Lives

ZIP	Name	2024 Workers
37748	Harriman, TN (in Roane ...	8,604
37763	Kingston, TN (in Roane ...	8,181
37854	Rockwood, TN (in Roan...	5,463
37840	Oliver Springs, TN (in Ro...	4,572

Inbound and Outbound Migration

The table below analyzes past and current residents of Roane County, TN. The left column shows residents of other counties migrating to Roane County, TN. The right column shows residents migrating from Roane County, TN to other counties.

As of 2022, 604 people have migrated from Knox County, TN to Roane County, TN. In the same year, 343 people left Roane County, TN migrating to Anderson County, TN. The total Net Migration for Roane County, TN in 2022 was 1,149.

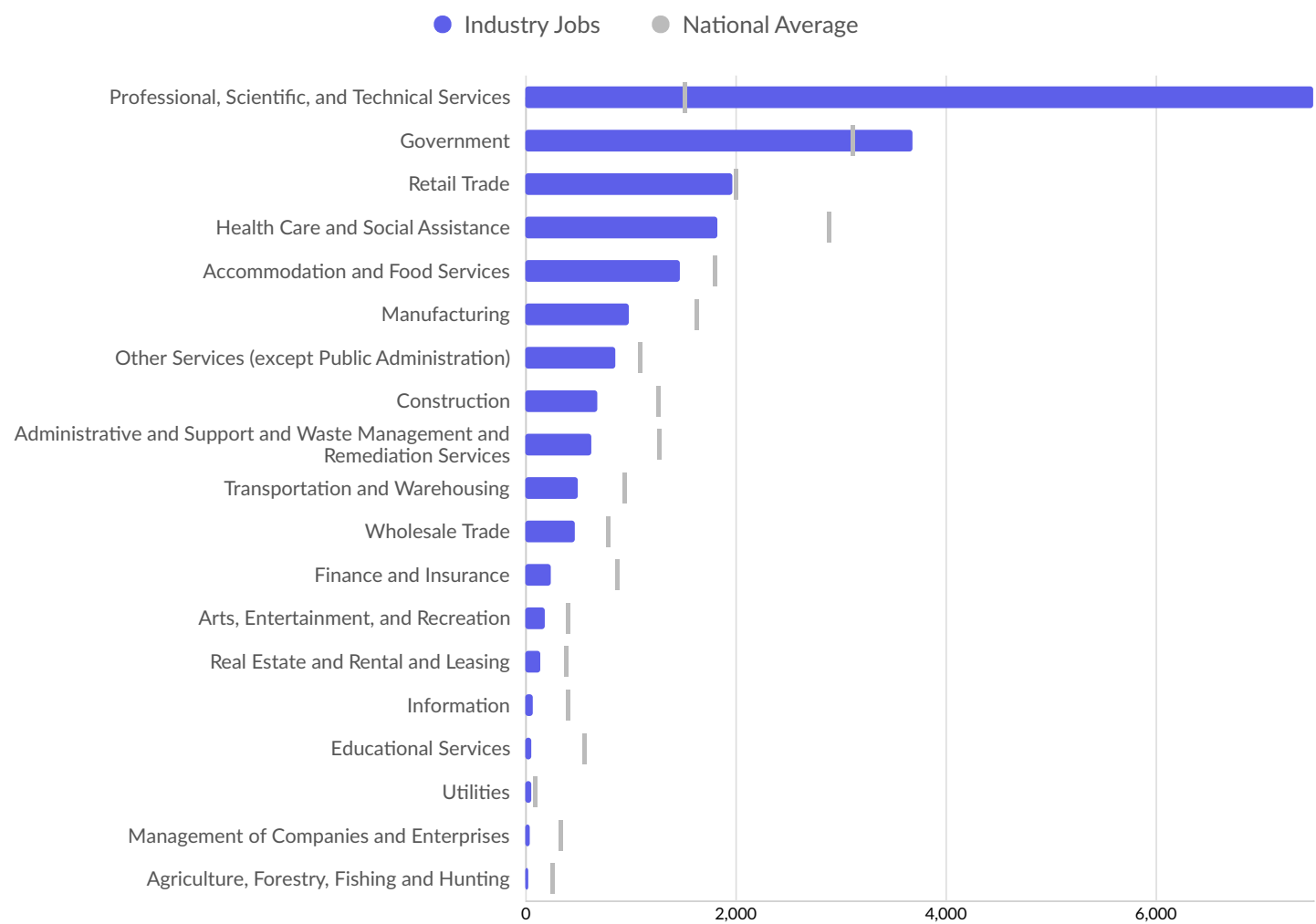


Top Previous Counties	Migrations
Knox County, TN	604
Anderson County, TN	364
Morgan County, TN	200
Loudon County, TN	183
Cumberland County, TN	112
Blount County, TN	86

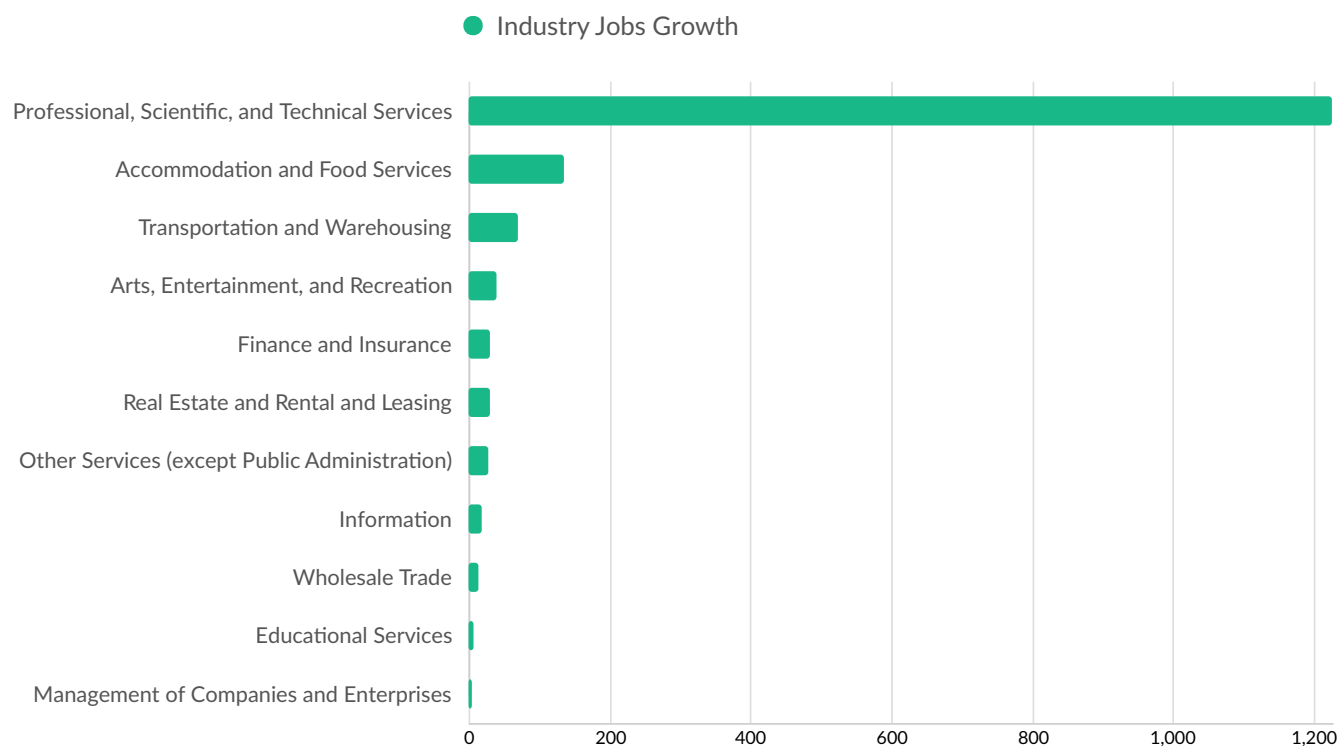
Top Previous Counties	Migrations
Monroe County, TN	55
San Diego County, CA	35
Jefferson County, KY	33
Los Angeles County, CA	33
Cook County, IL	31
Putnam County, TN	30
Hamilton County, TN	29
Meigs County, TN	26
McMinn County, TN	25
Top Following Counties	Migrations
Anderson County, TN	343
Knox County, TN	313
Morgan County, TN	222
Loudon County, TN	198
Cumberland County, TN	104
Blount County, TN	54
Monroe County, TN	37
Hamilton County, TN	36
Rhea County, TN	36
Madison County, AL	31
Putnam County, TN	26
McMinn County, TN	23
Alamance County, NC	21
Rockwall County, TX	20
Columbia County, GA	20

Industry Characteristics

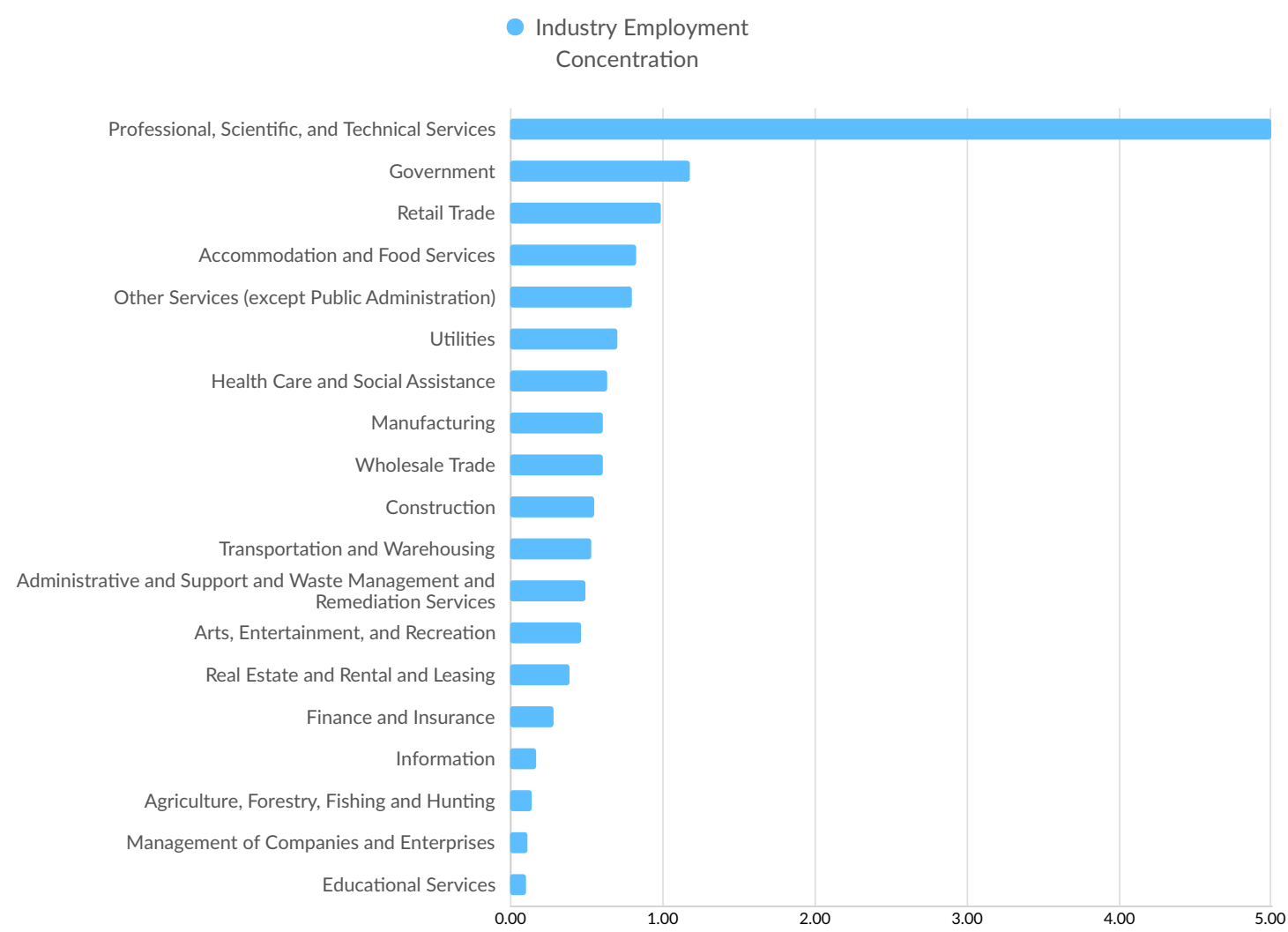
Largest Industries



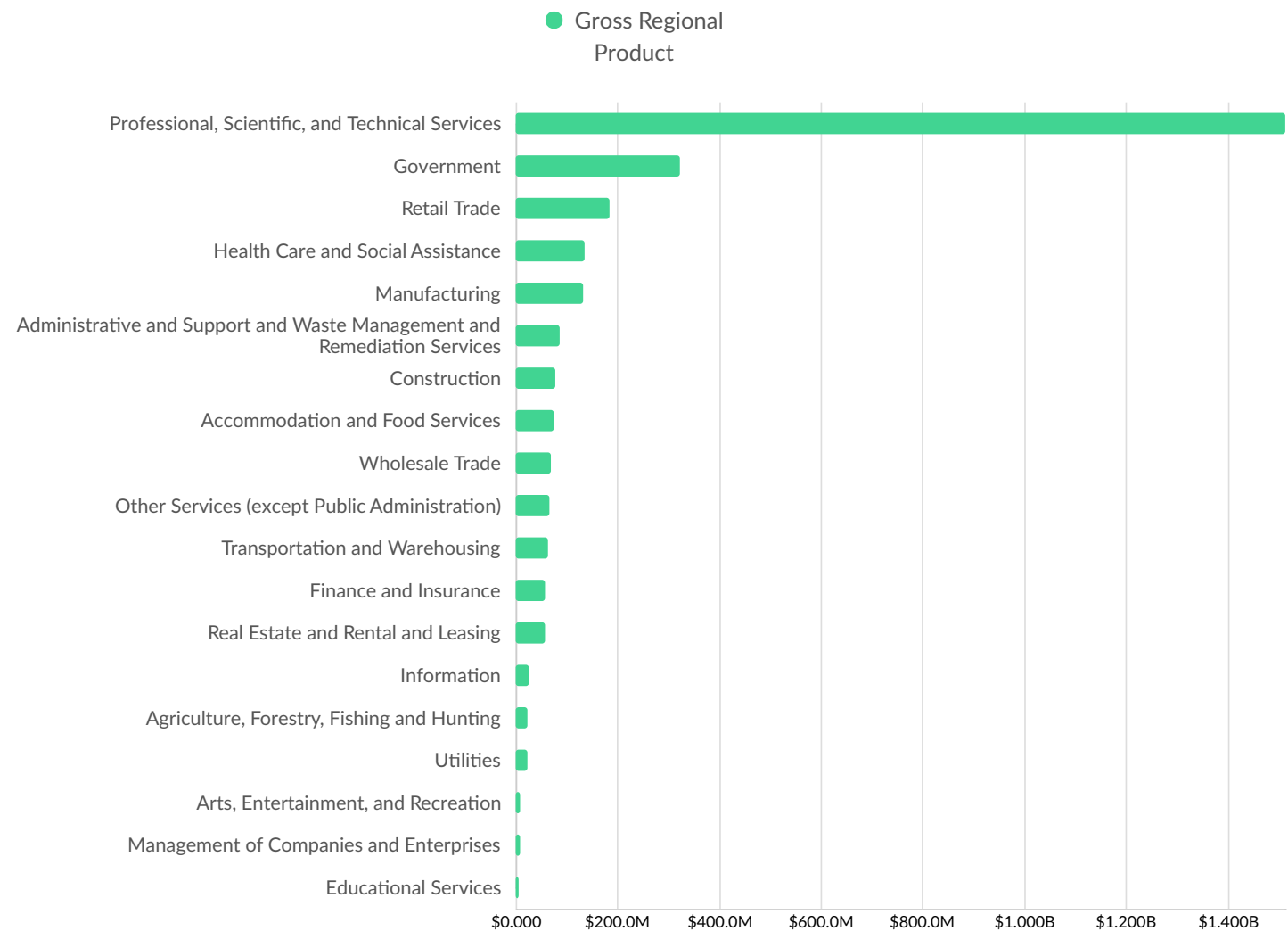
Top Growing Industries



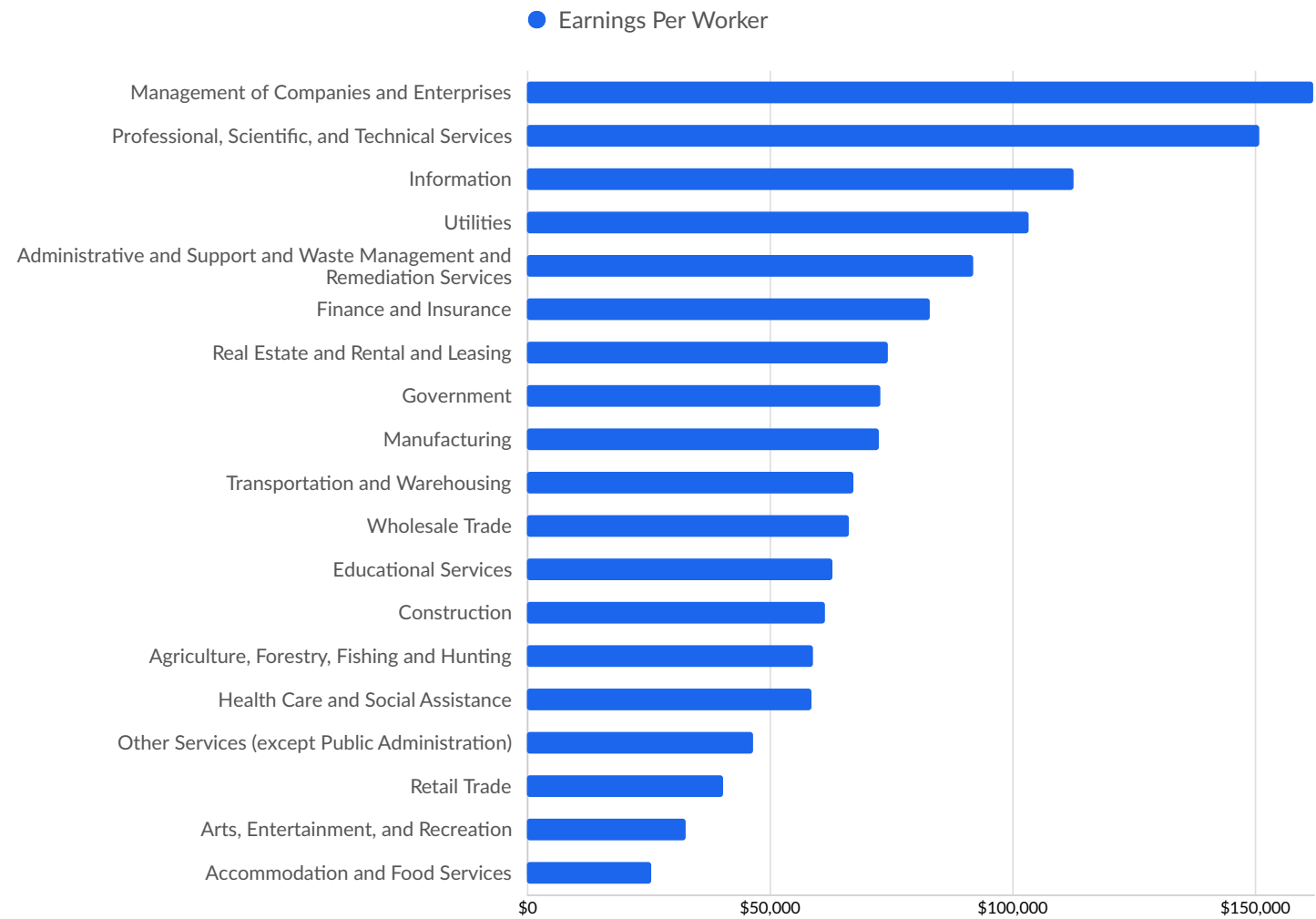
Top Industry Employment Concentration



Top Industry GRP



Top Industry Earnings



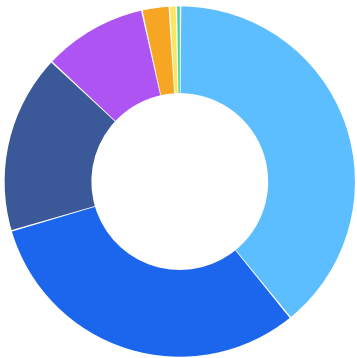
Business Characteristics

5,488 Companies Employ Your Workers

Online profiles for your workers mention 5,488 companies as employers, with the top 10 appearing below. In the last 12 months, 574 companies in Roane County, TN posted job postings, with the top 10 appearing below.

Top Companies	Profiles	Top Companies Posting	Unique Postings
Roane County Schools	303 <div></div>	K-Va-T Food Stores	247 <div></div>
Oak Ridge National Laboratory	229 <div></div>	Roane County Schools	115 <div></div>
Roane State Community College	156 <div></div>	Food City	106 <div></div>
Tennessee Valley Authority	131 <div></div>	Black & Veatch	92 <div></div>
Y-12 National Security Complex	105 <div></div>	Covenant Health	86 <div></div>
Covenant Health	94 <div></div>	Express Employment Profession...	64 <div></div>
State of Tennessee	72 <div></div>	Domino's Pizza	58 <div></div>
Walmart	60 <div></div>	Walmart	57 <div></div>
Consolidated Nuclear Security	56 <div></div>	Roane Medical Center	56 <div></div>
Energysolutions Services	56 <div></div>	Tennessee Board of Regents	55 <div></div>

Business Size

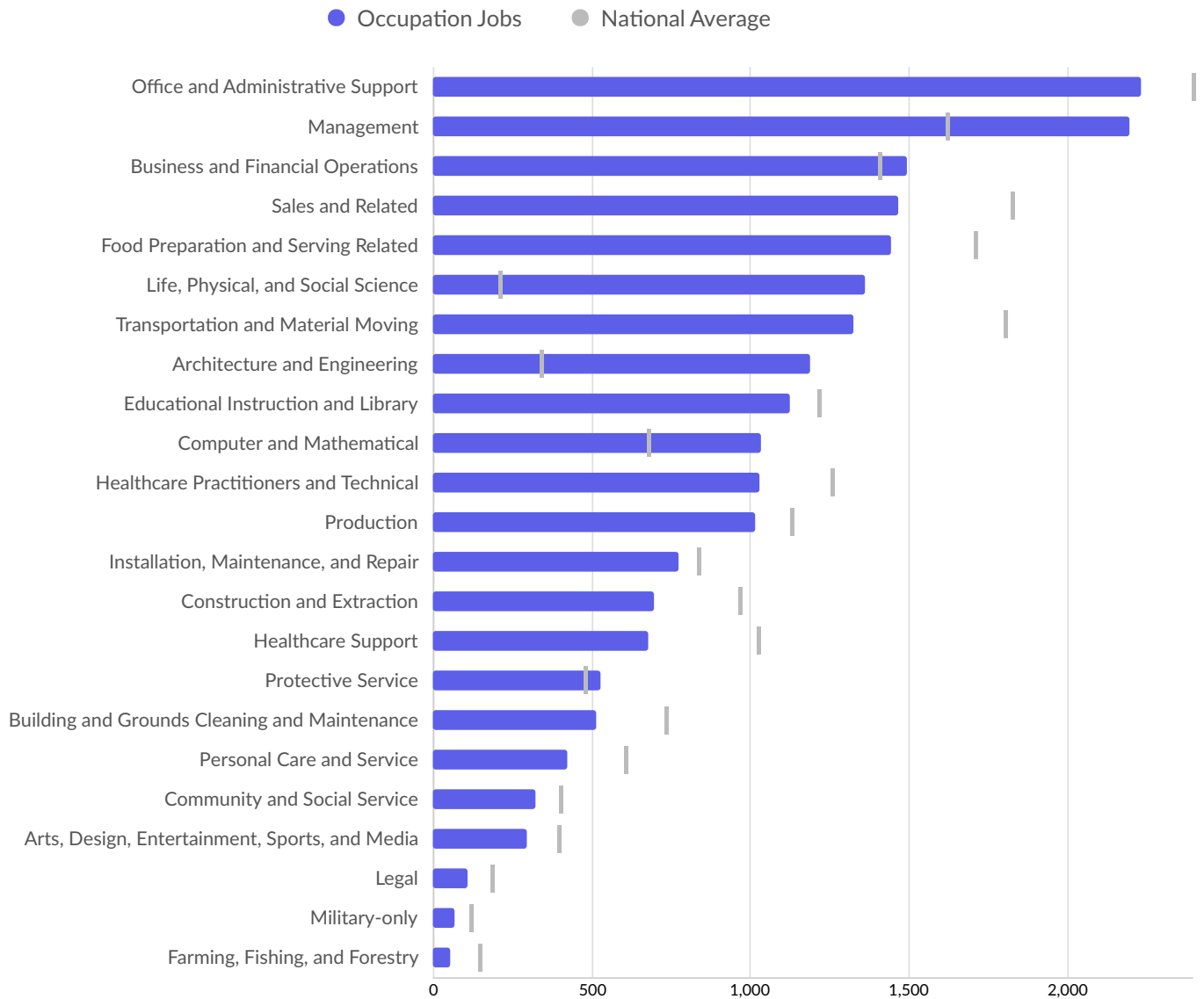


	Percentage	Business Count
1 to 4 employees	39.1%	727
5 to 9 employees	31.3%	583
10 to 19 employees	16.5%	307
20 to 49 employees	9.6%	178
50 to 99 employees	2.5%	47
100 to 249 employees	0.6%	12
250 to 499 employees	0.4%	7

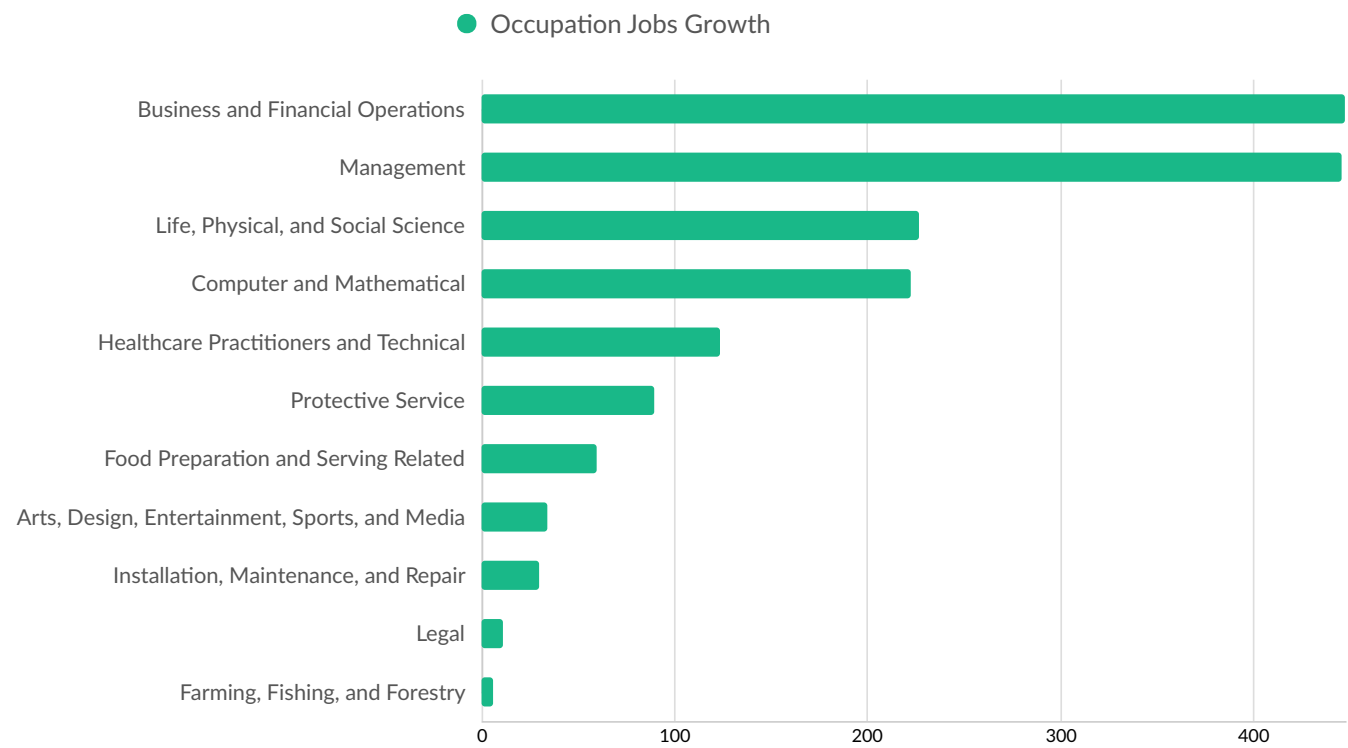
**Business Data by DatabaseUSA.com is third-party data provided by Lightcast to its customers as a convenience, and Lightcast does not endorse or warrant its accuracy or consistency with other published Lightcast data. In most cases, the Business Count will not match total companies with profiles on the summary tab.*

Workforce Characteristics

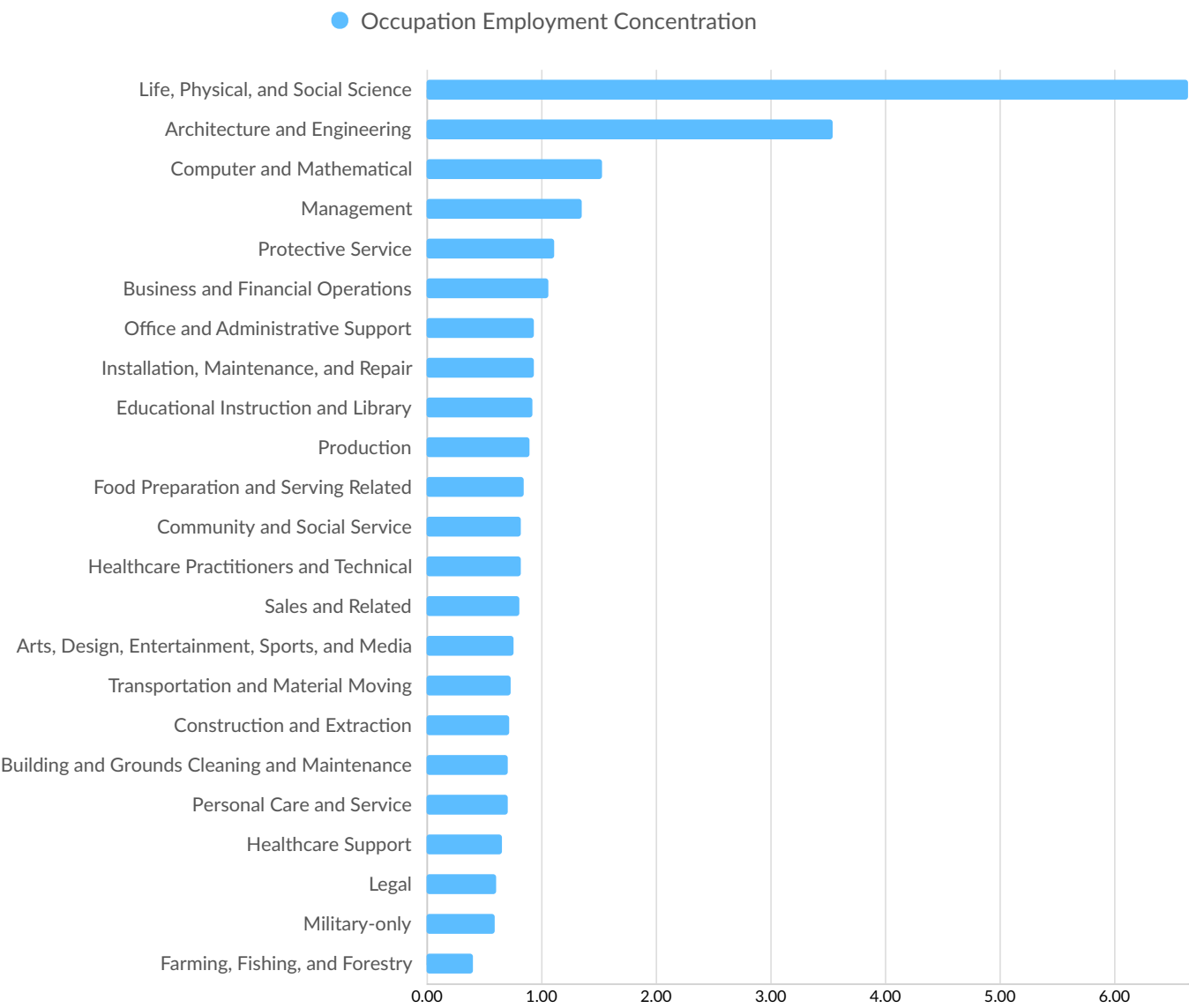
Largest Occupations



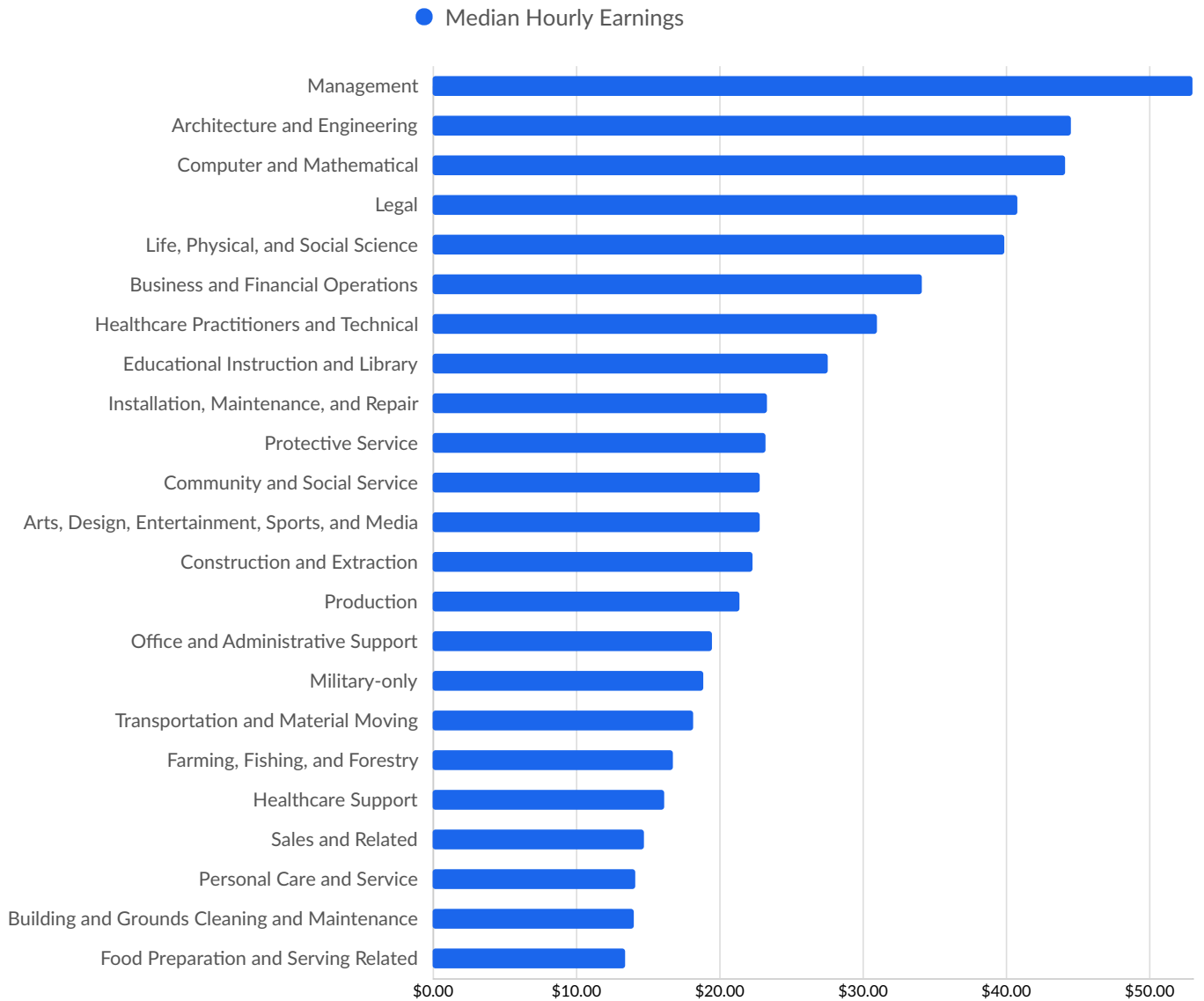
Top Growing Occupations



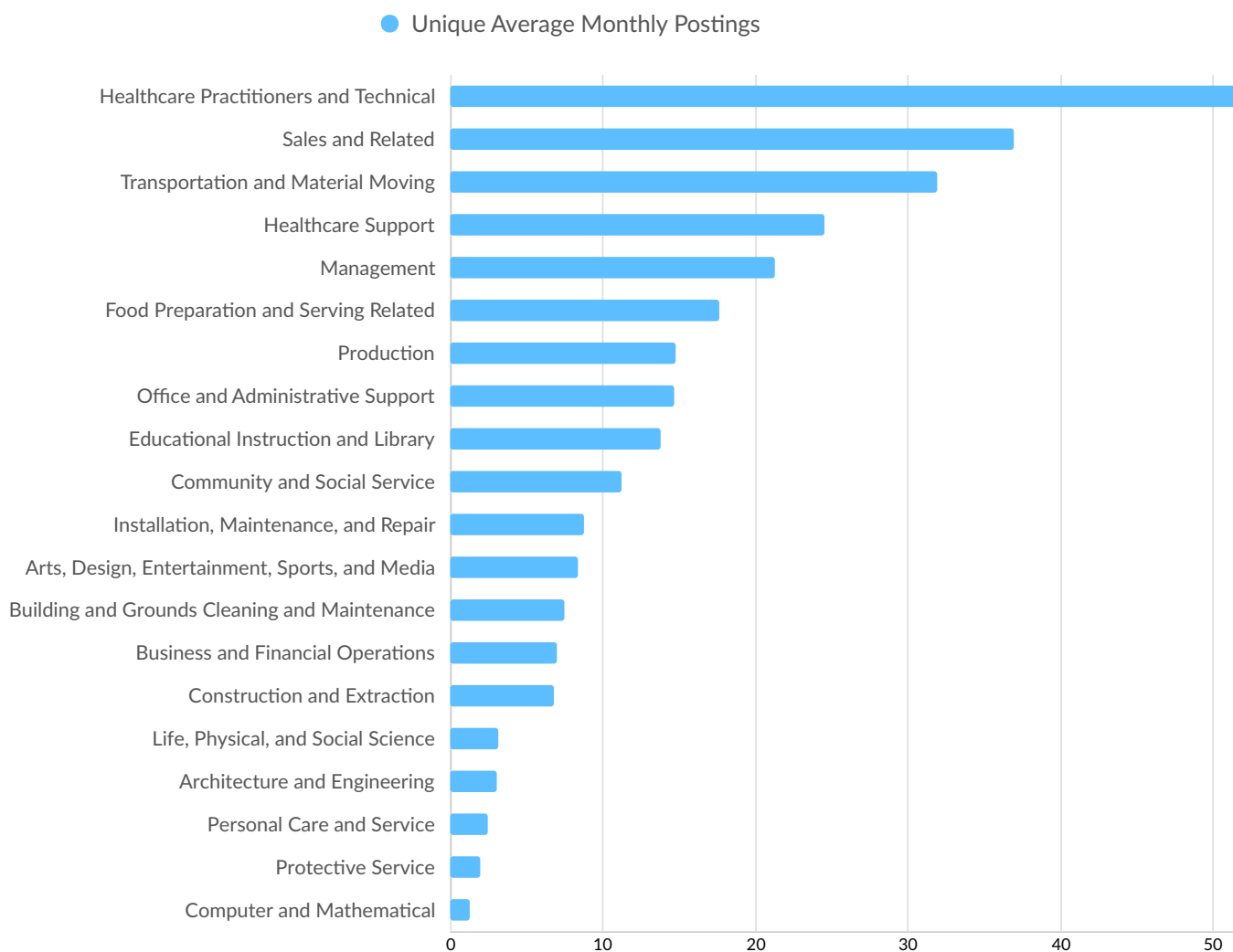
Top Occupation Employment Concentration



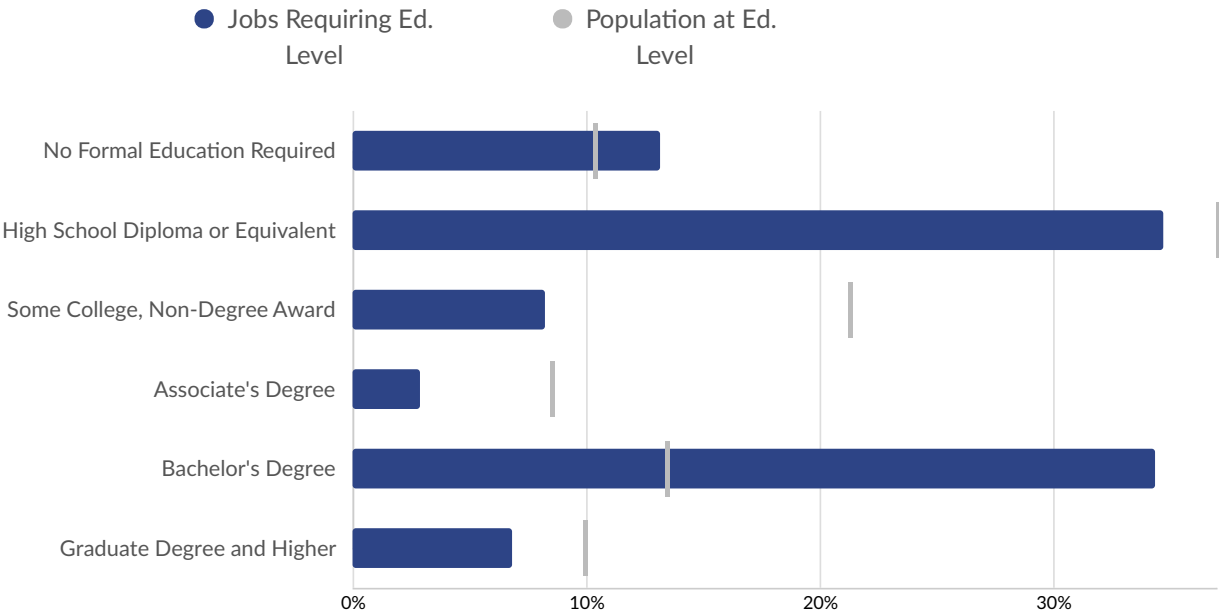
Top Occupation Earnings



Top Posted Occupations

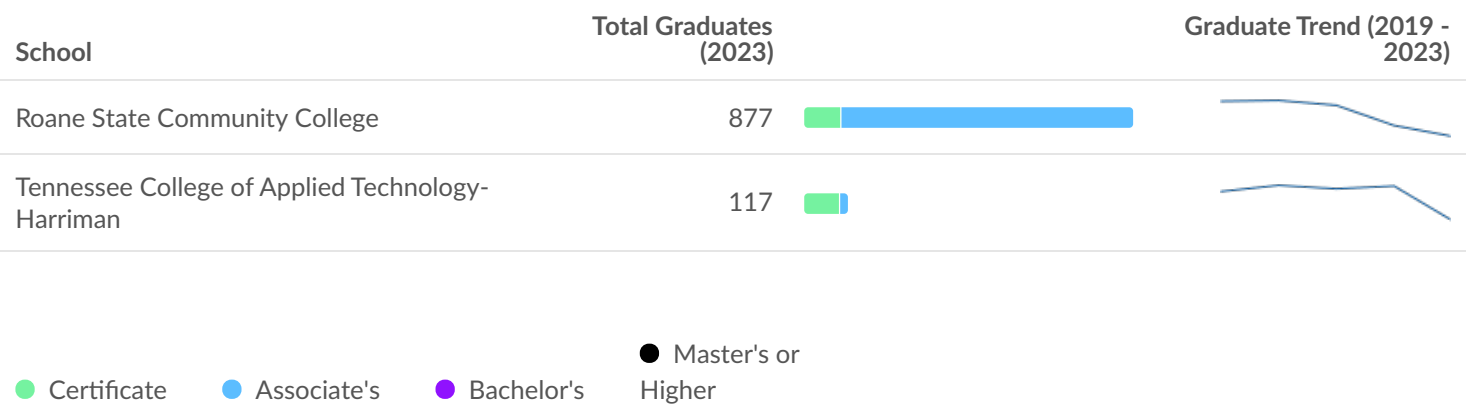


Underemployment



Educational Pipeline

In 2023, there were 994 graduates in Roane County, TN. This pipeline has shrunk by 23% over the last 5 years. The highest share of these graduates come from "Liberal Arts and Sciences/Liberal Studies" (Associate's), "Registered Nursing/Registered Nurse" (Associate's), and "Emergency Medical Technology/Technician (EMT Paramedic)" (Certificate).



In-Demand Skills

