



# Scott County, TN



**EAST  
TENNESSEE**  
Moving Mountains.

Tennessee

# Contents

Report Parameters .....	1
Economy Overview .....	2
Unemployment by Demographics .....	4
Historic & Projected Trends .....	8
Population Characteristics .....	12
Inbound and Outbound Migration .....	14
Industry Characteristics .....	16
Business Characteristics .....	21
Workforce Characteristics .....	23
Educational Pipeline .....	28
In-Demand Skills .....	29

## Report Parameters

### 1 County

47151     Scott County, TN

---

### Class of Worker

QCEW Employees, Non-QCEW Employees, and Self-Employed

The information in this report pertains to the chosen geographical area.

# Economy Overview

22,295

Population (2024)

Population **grew by 193** over the last 5 years and is projected to **grow by 363** over the next 5 years.

6,804

Total Regional Employment

Jobs **grew by 129** over the last 5 years and are projected to **grow by 490** over the next 5 years.

\$42.7K

Median Household Income (2023)

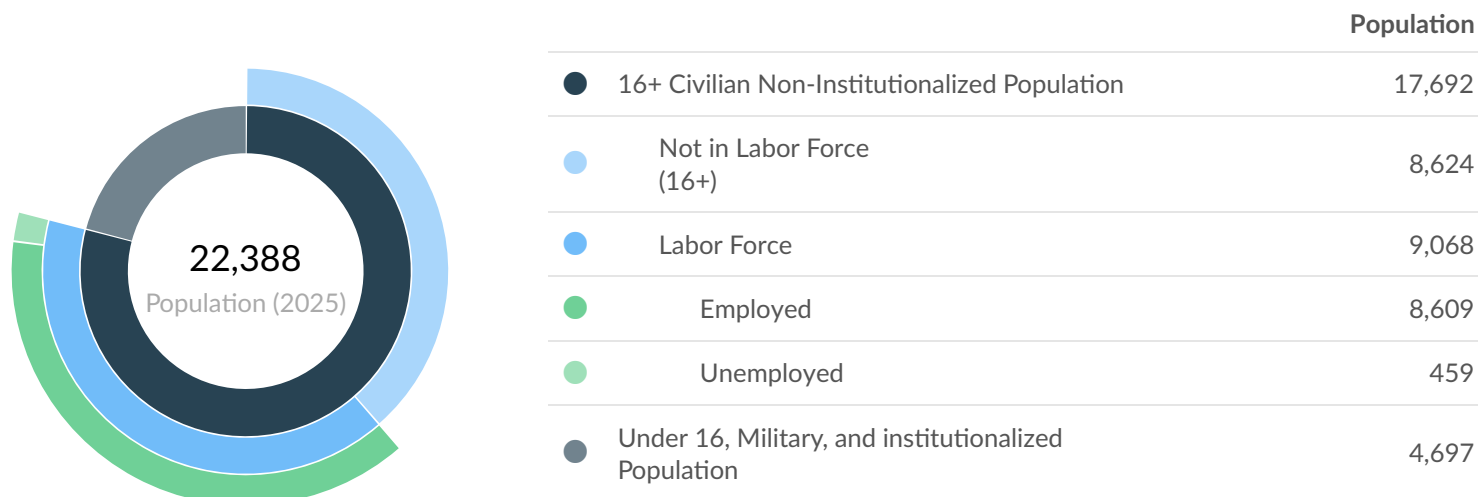
Median household income is **\$35.9K below** the national median household income of \$78.5K.

## Takeaways

- As of 2024 the region's population **increased by 0.9%** since 2019, growing by 193. Population is expected to **increase by 1.6%** between 2024 and 2029, adding 363.
- From 2019 to 2024, jobs **increased by 1.9%** in Scott County, TN from 6,674 to **6,804**. This change **fell short of the national growth rate of 4.3% by 2.4%**. As the number of jobs increased, the **labor force participation rate decreased from 53.1% to 50.1% between 2019 and 2024**.
- Concerning educational attainment, **6.2% of Scott County, TN residents possess a Bachelor's Degree** (15.3% below the national average), and **6.6% hold an Associate's Degree** (2.3% below the national average).
- The top three industries in 2024 are Education and Hospitals (Local Government), Restaurants and Other Eating Places, and Local Government, Excluding Education and Hospitals.


	Population (2025)	Labor Force (Jun 2025)	Jobs (2024)	Cost of Living	GRP	Imports	Exports
Region	22,388	9,068	6,804	88.3	\$740.46M	\$1.38B	\$1.04B
State	7,280,342	3,495,696	3,706,889	92.3	\$554.85B	\$452.79B	\$569.76B

## Jun 2025 Labor Force Breakdown



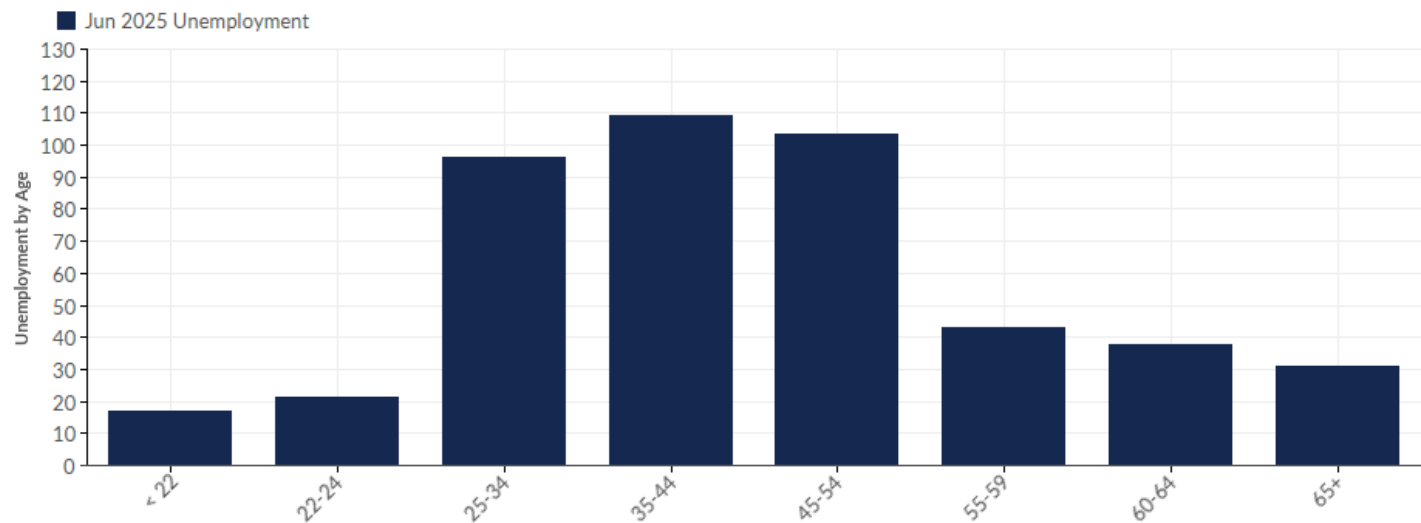
## Educational Attainment

Concerning educational attainment, **6.2% of Scott County, TN residents possess a Bachelor's Degree** (15.3% below the national average), and **6.6% hold an Associate's Degree** (2.3% below the national average).



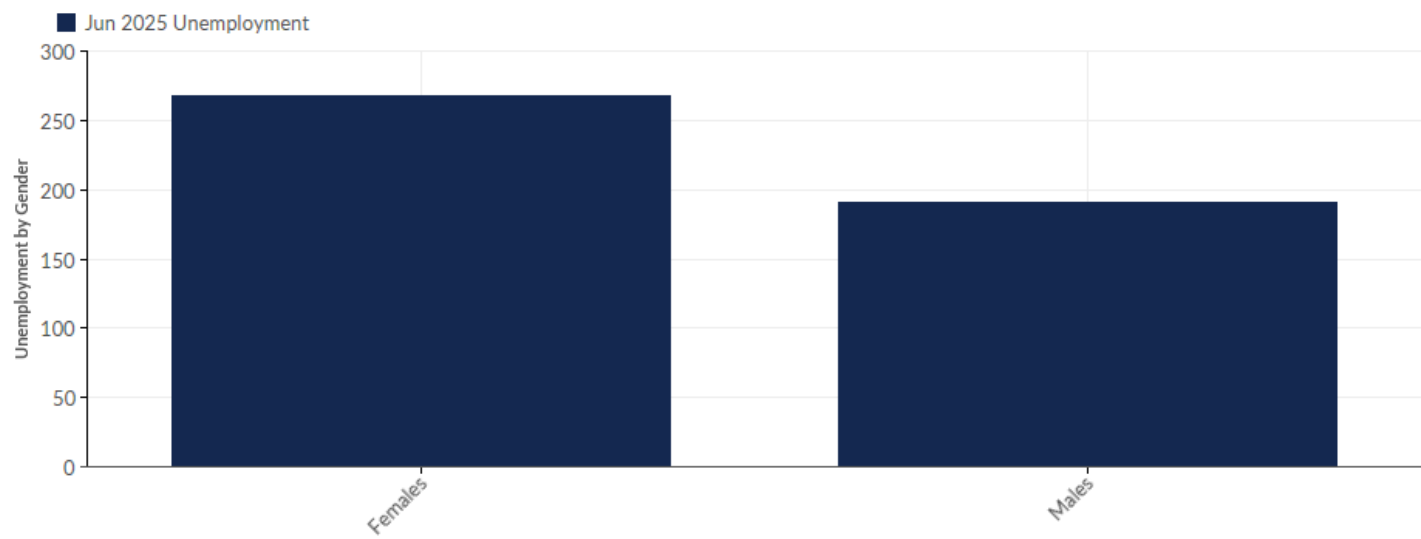
# Unemployment by Demographics

## Unemployment by Age



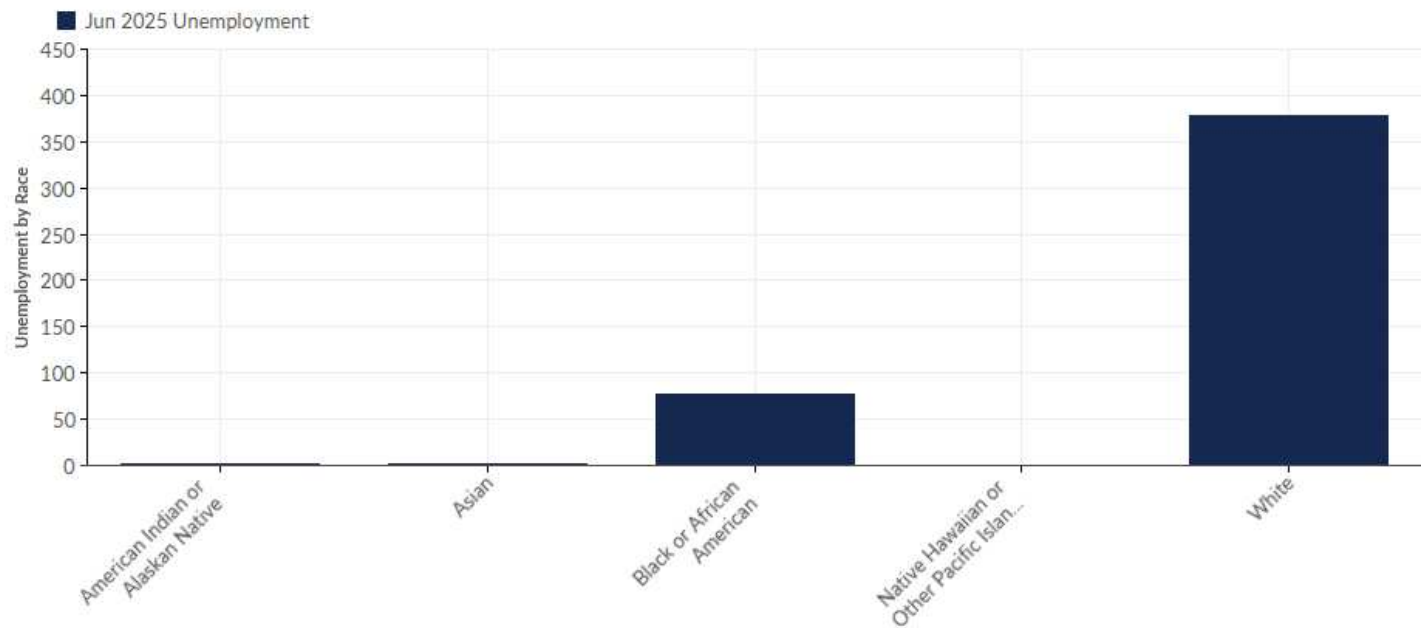
Age	Unemployment (Jun 2025)	% of Unemployed
< 22	17	3.70%
22-24	21	4.58%
25-34	96	20.92%
35-44	109	23.75%
45-54	104	22.66%
55-59	43	9.37%
60-64	38	8.28%
65+	31	6.75%
Total	459	100.00%

## Unemployment by Gender



Gender	Unemployment (Jun 2025)	% of Unemployed
Females	268	58.39%
Males	191	41.61%
Total	459	100.00%

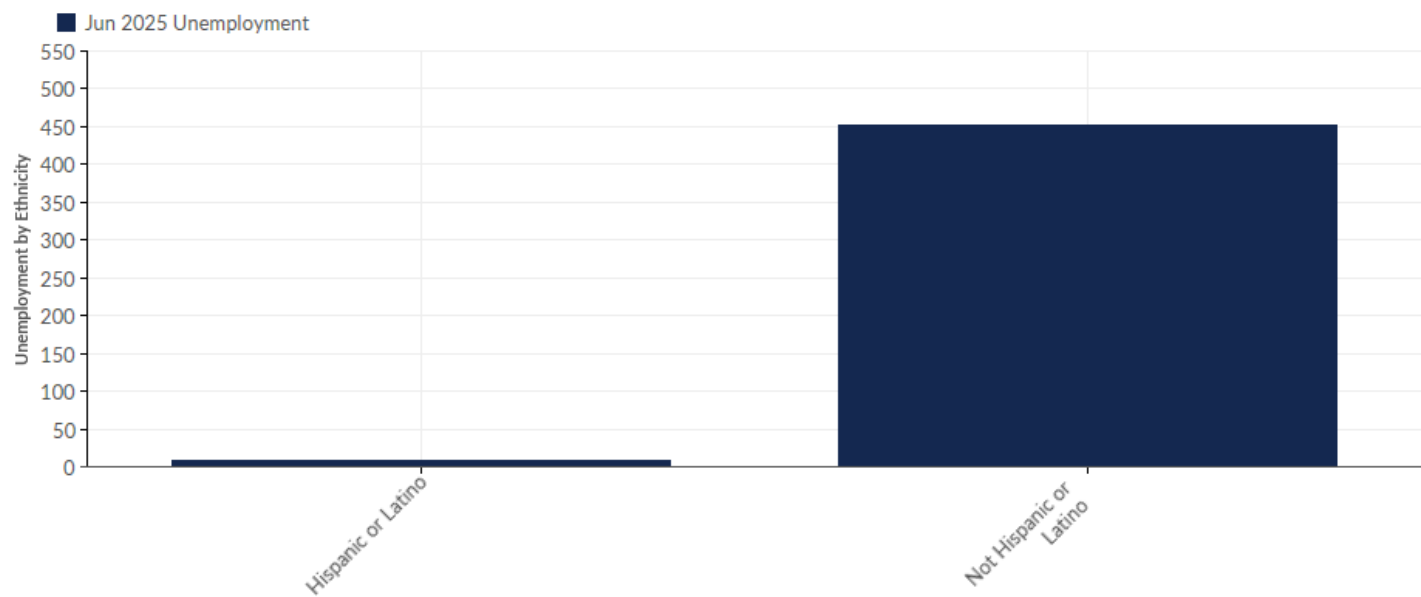
## Unemployment by Race



Race	Unemployment (Jun 2025)	% of Unemployed
American Indian or Alaskan Native	2	0.44%
Asian	3	0.65%
Black or African American	77	16.78%
Native Hawaiian or Other Pacific Islander	0	0.00%
White	378	82.35%
Total	459	100.00%



## Unemployment by Ethnicity

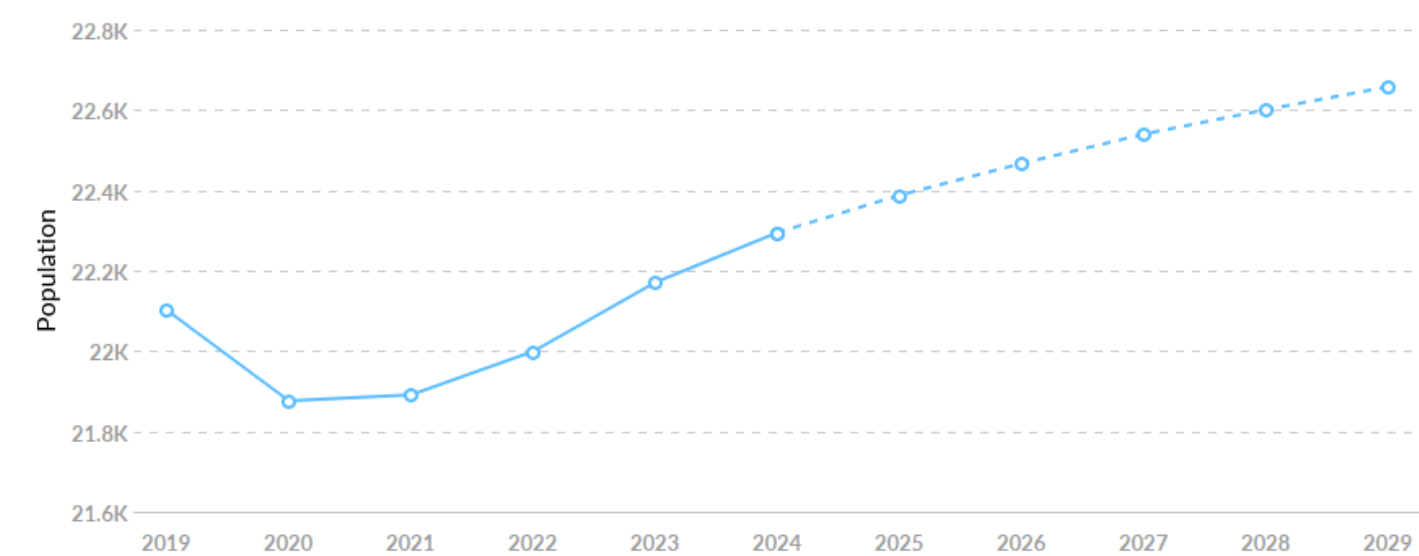


Ethnicity	Unemployment (Jun 2025)	% of Unemployed
Hispanic or Latino	8	1.74%
Not Hispanic or Latino	451	98.26%
Total	459	100.00%

# Historic & Projected Trends

## Population Trends

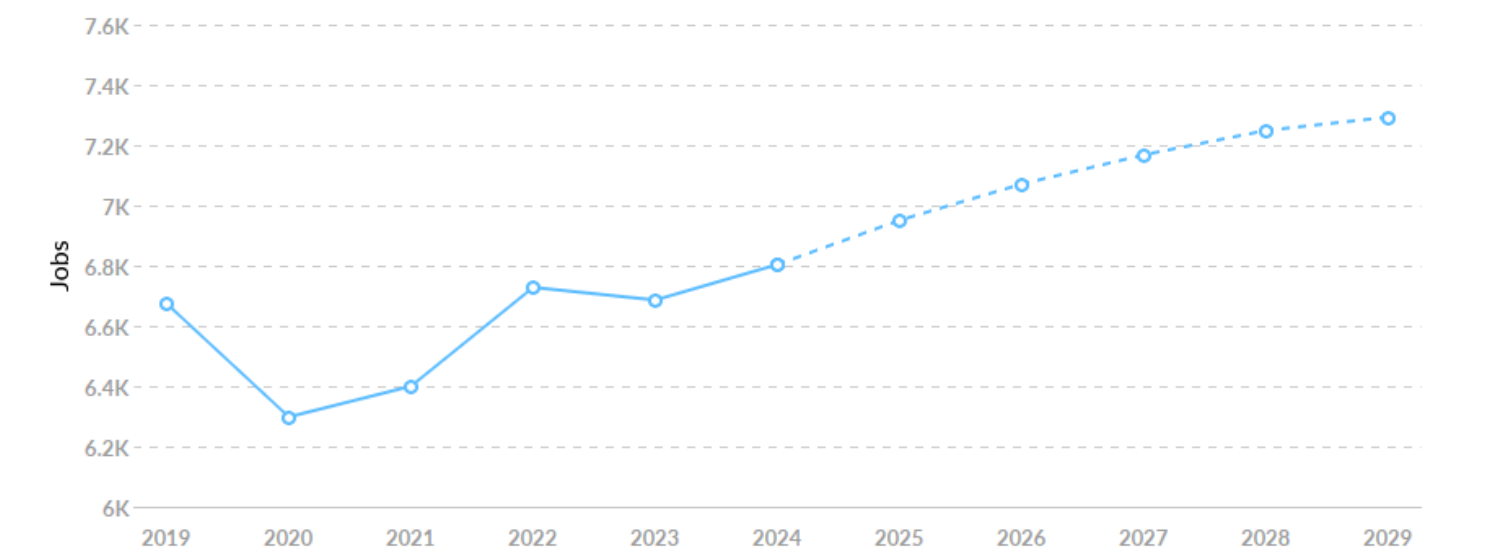
As of 2024 the region's population **increased by 0.9%** since 2019, growing by 193. Population is expected to **increase by 1.6%** between 2024 and 2029, adding 363.



Timeframe	Population
2019	22,102
2020	21,876
2021	21,891
2022	21,999
2023	22,171
2024	22,295
2025	22,388
2026	22,467
2027	22,540
2028	22,601
2029	22,658

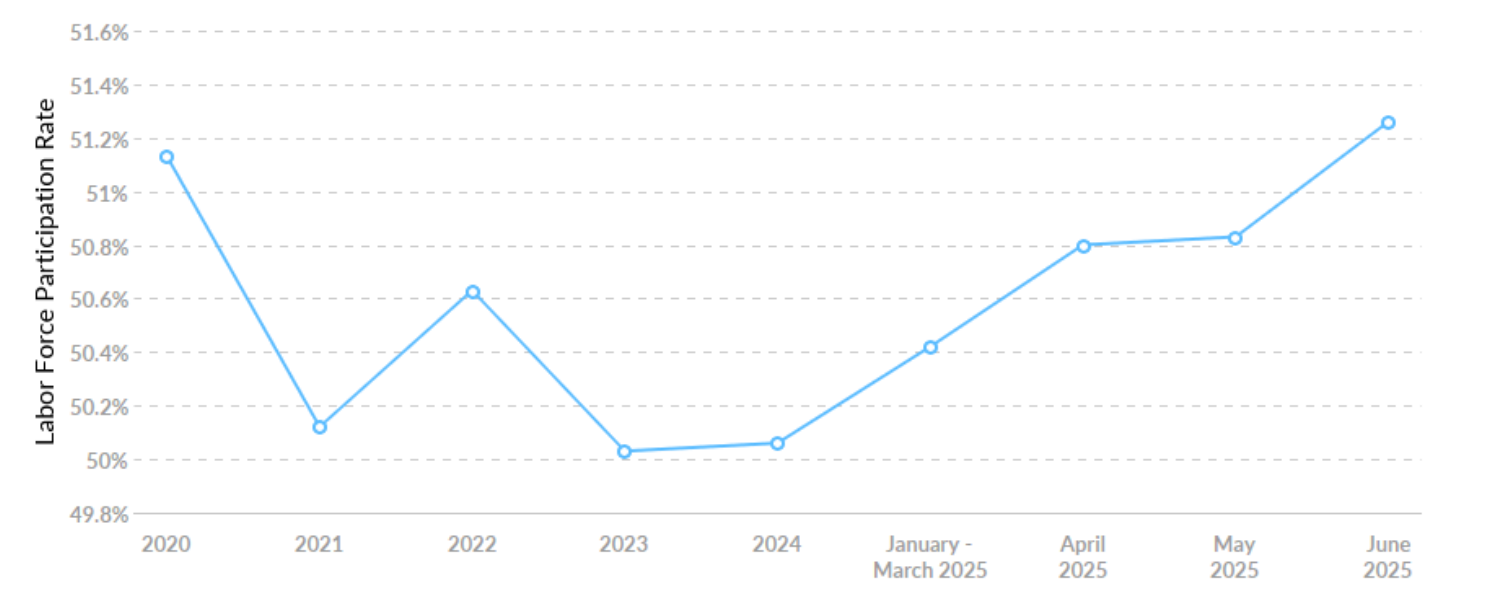
## Job Trends

From 2019 to 2024, jobs increased by 1.9% in Scott County, TN from 6,674 to 6,804. This change fell short of the national growth rate of 4.3% by 2.4%.



Timeframe	Jobs
2019	6,674
2020	6,298
2021	6,400
2022	6,728
2023	6,686
2024	6,804
2025	6,951
2026	7,071
2027	7,168
2028	7,249
2029	7,293

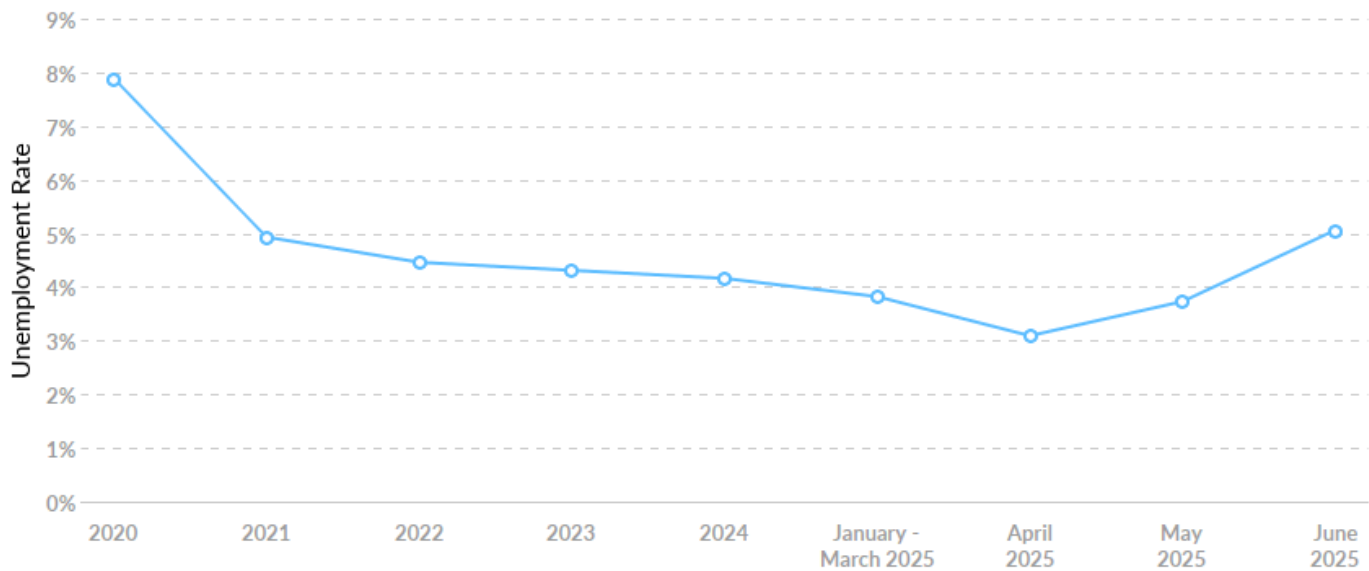
## Labor Force Participation Rate Trends



Timeframe	Labor Force Participation Rate
2020	51.13%
2021	50.12%
2022	50.63%
2023	50.03%
2024	50.06%
January - March 2025	50.42%
April 2025	50.80%
May 2025	50.83%
June 2025	51.26%

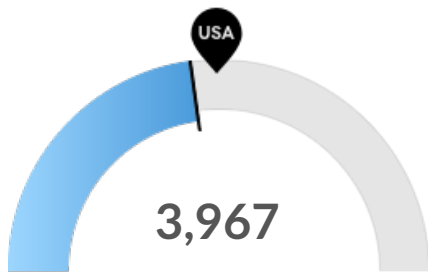
## Unemployment Rate Trends

Scott County, TN had a June 2025 unemployment rate of 5.06%, **decreasing from 7.89%** 5 years before.



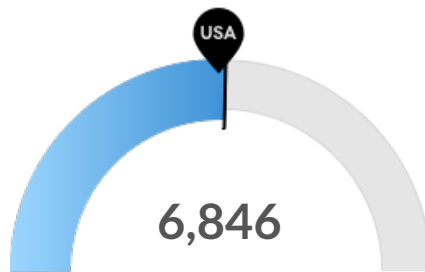
Timeframe	Unemployment Rate
2020	7.89%
2021	4.93%
2022	4.46%
2023	4.31%
2024	4.16%
January - March 2025	3.82%
April 2025	3.09%
May 2025	3.73%
June 2025	5.06%

## Population Characteristics



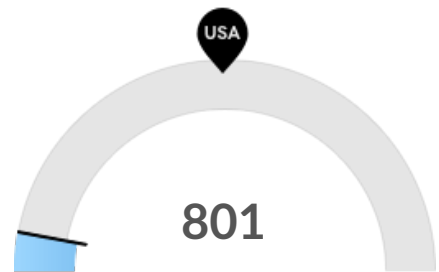
**Millennials**

Scott County, TN has 3,967 millennials (ages 25-39). The national average for an area this size is 4,505.



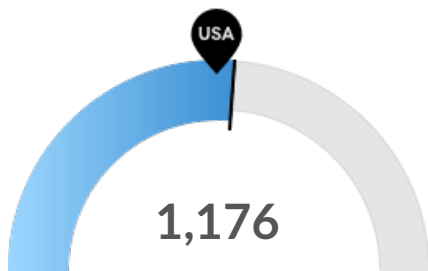
**Retiring Soon**

Retirement risk is about average in Scott County, TN. The national average for an area this size is 6,693 people 55 or older, while there are 6,846 here.



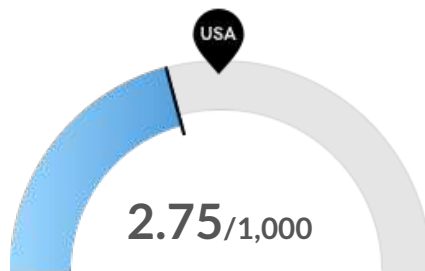
**Racial Diversity**

Racial diversity is low in Scott County, TN. The national average for an area this size is 9,234 racially diverse people, while there are 801 here.



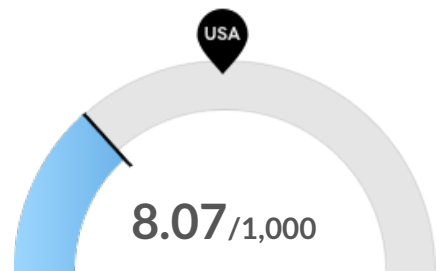
**Veterans**

Scott County, TN has 1,176 veterans. The national average for an area this size is 1,097.



**Violent Crime**

Scott County, TN has 2.75 violent crimes per 1,000 people. The national rate is 3.54 per 1,000 people.

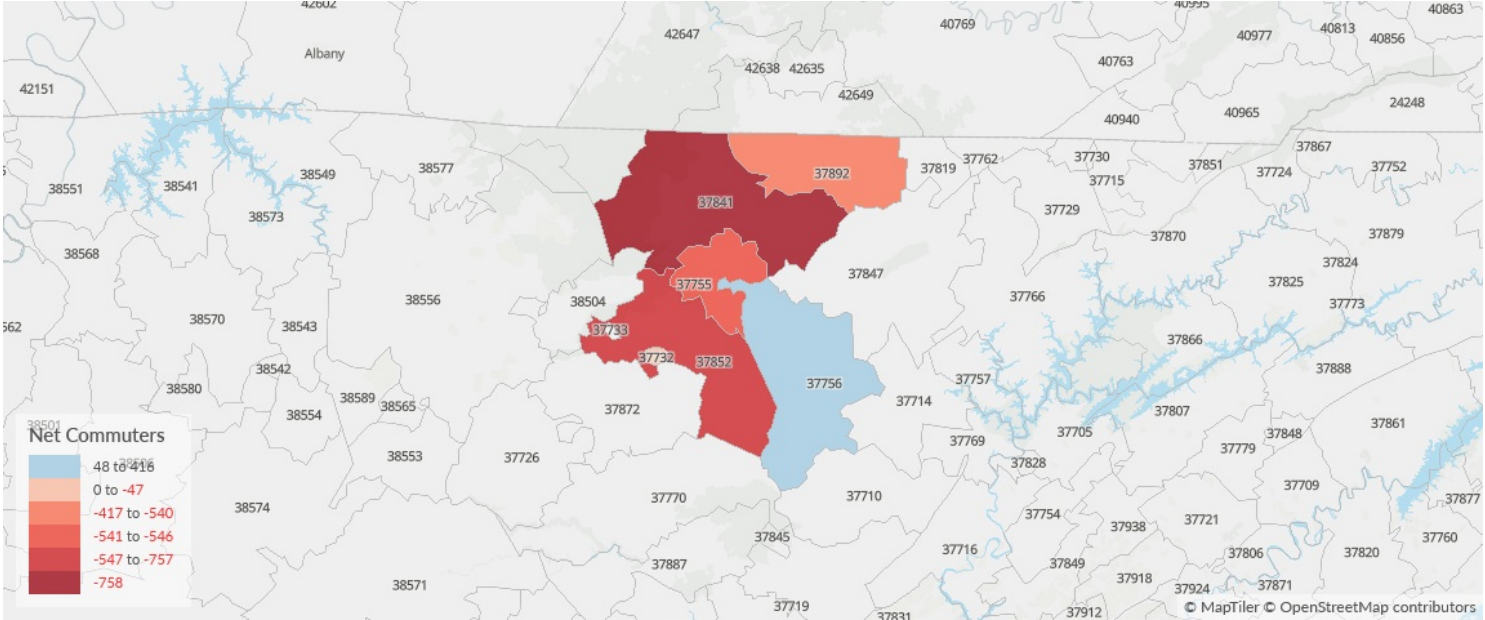


**Property Crime**

Scott County, TN has 8.07 property crimes per 1,000 people. The national rate is 18.02 per 1,000 people.

## Place of Work vs Place of Residence

Understanding where talent in Scott County, TN currently works compared to where talent lives can help you optimize site decisions.



Where Talent Works

ZIP	Name	2024 Employment
37841	Oneida, TN (in Scott cou...	3,535
37756	Huntsville, TN (in Scott ...	1,335
37755	Helenwood, TN (in Scot...	937
37852	Robbins, TN (in Scott co...	634
37892	Winfield, TN (in Scott co...	355

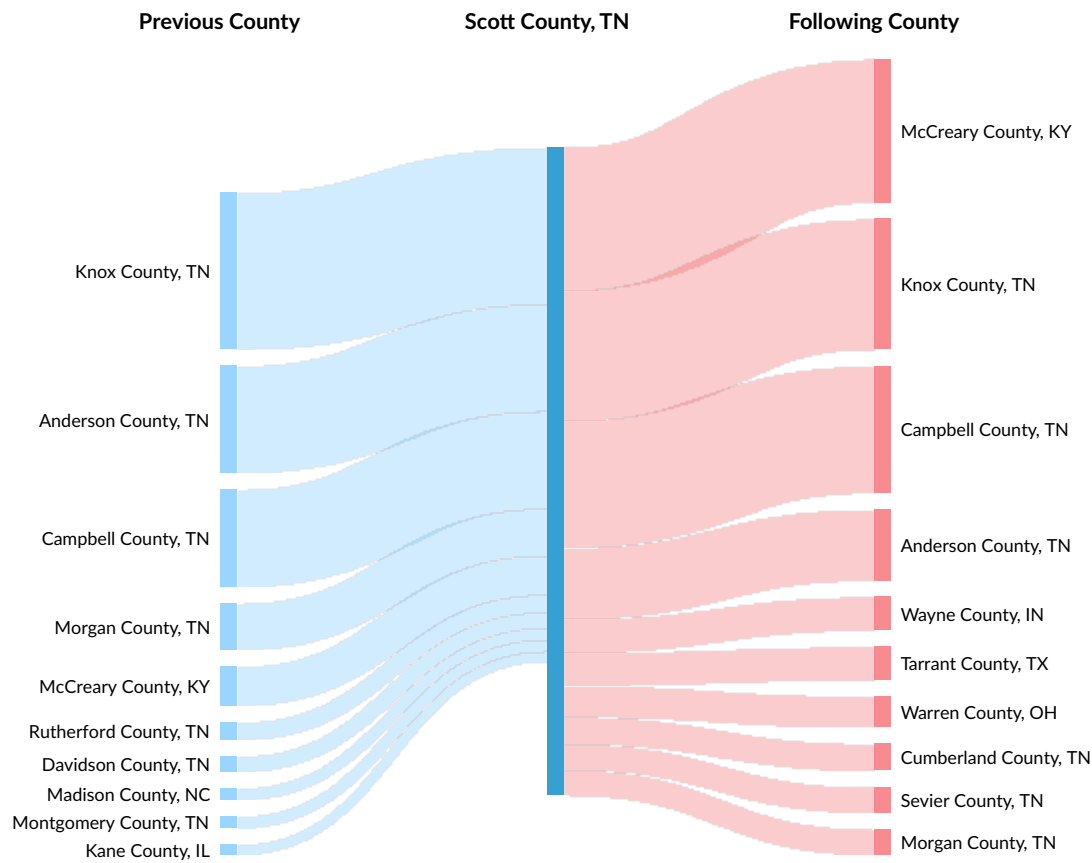
Where Talent Lives

ZIP	Name	2024 Workers
37841	Oneida, TN (in Scott cou...	4,293
37755	Helenwood, TN (in Scot...	1,479
37756	Huntsville, TN (in Scott ...	1,287
37852	Robbins, TN (in Scott co...	1,182
37892	Winfield, TN (in Scott co...	772

# Inbound and Outbound Migration

The table below analyzes past and current residents of Scott County, TN. The left column shows residents of other counties migrating to Scott County, TN. The right column shows residents migrating from Scott County, TN to other counties.

As of 2022, 59 people have migrated from Knox County, TN to Scott County, TN. In the same year, 54 people left Scott County, TN migrating to McCreary County, KY. The total Net Migration for Scott County, TN in 2022 was 90.



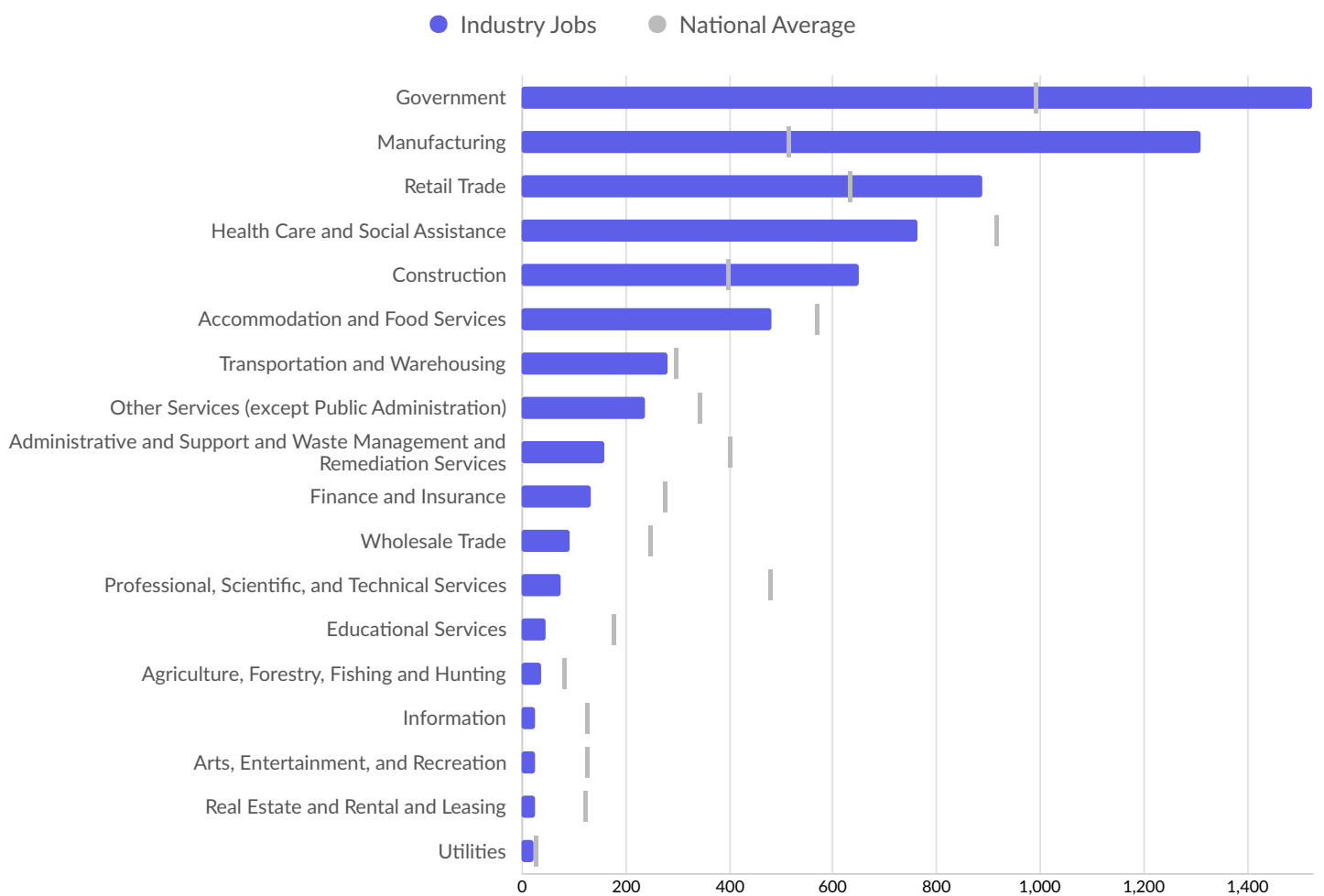
Top Previous Counties	Migrations
Knox County, TN	59
Anderson County, TN	40
Campbell County, TN	36
Morgan County, TN	18
McCreary County, KY	15
Rutherford County, TN	7



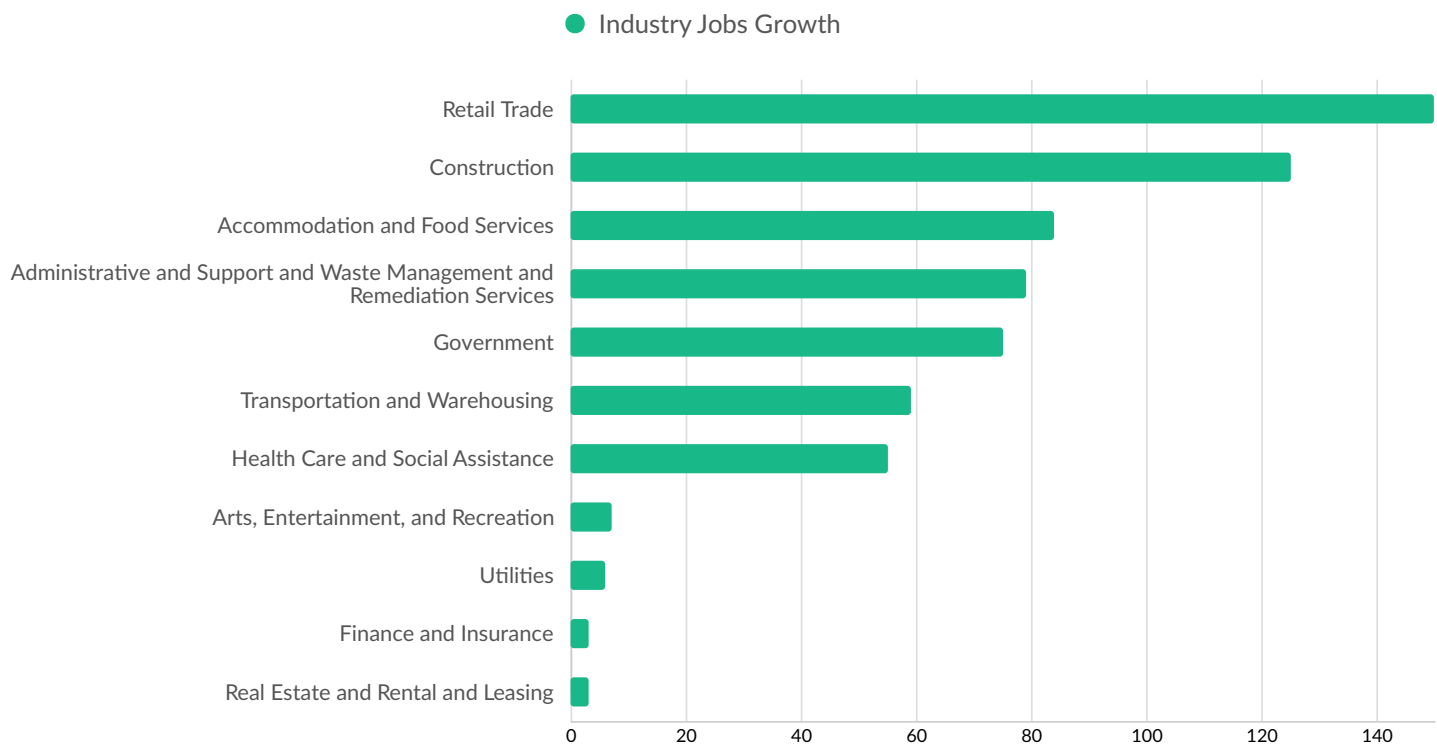
Top Previous Counties	Migrations
Davidson County, TN	6
Madison County, NC	4
Montgomery County, TN	4
Kane County, IL	4
Sumner County, TN	4
Shelby County, TN	4
Alameda County, CA	3
Maricopa County, AZ	3
San Diego County, CA	3
Top Following Counties	Migrations
McCreary County, KY	54
Knox County, TN	49
Campbell County, TN	47
Anderson County, TN	27
Wayne County, IN	13
Tarrant County, TX	12
Warren County, OH	12
Cumberland County, TN	10
Sevier County, TN	10
Morgan County, TN	10
Marion County, IN	8
Klamath County, OR	8
Hamilton County, TN	8
Cattaraugus County, NY	8
St. Charles County, MO	7

# Industry Characteristics

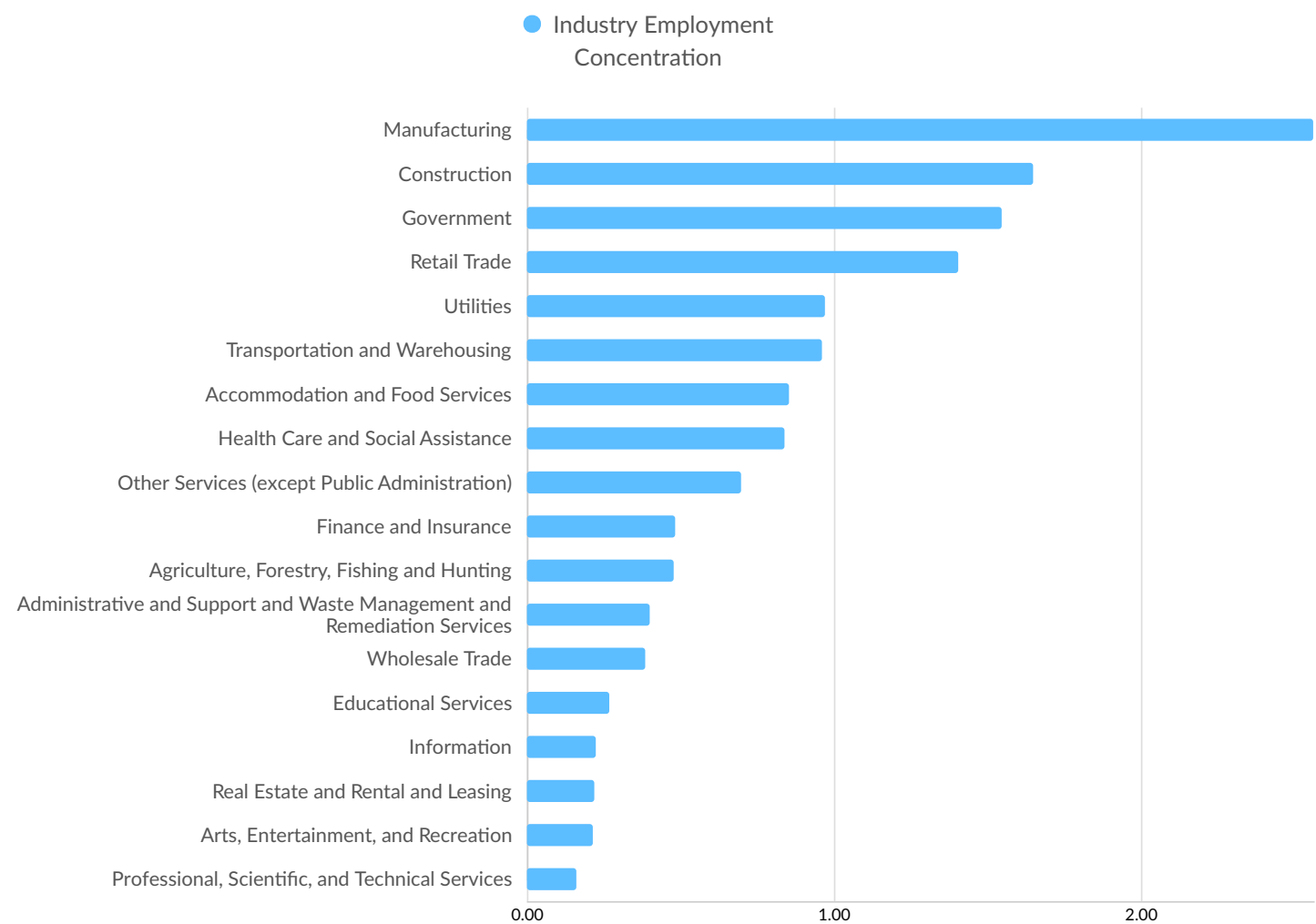
## Largest Industries



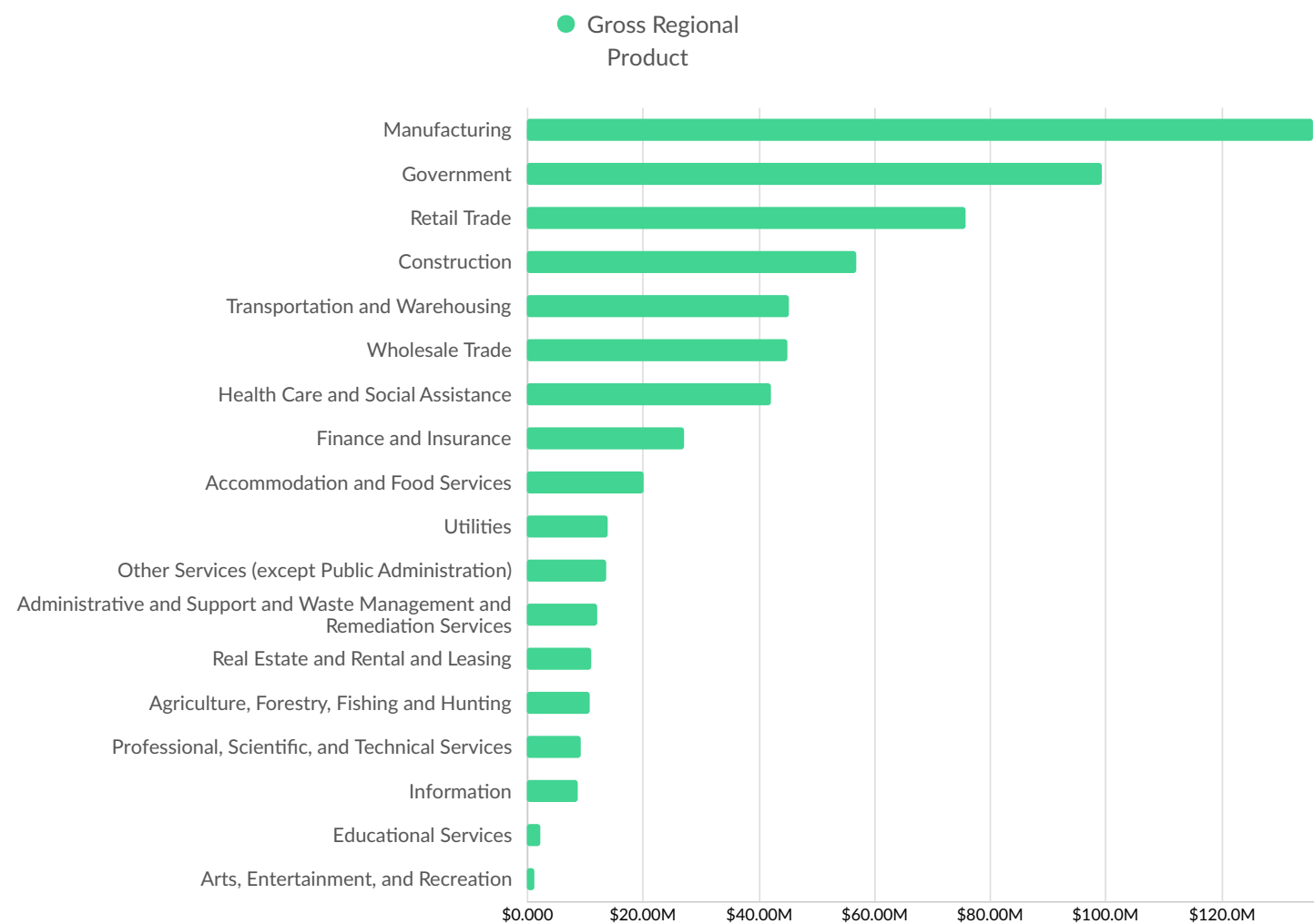
## Top Growing Industries



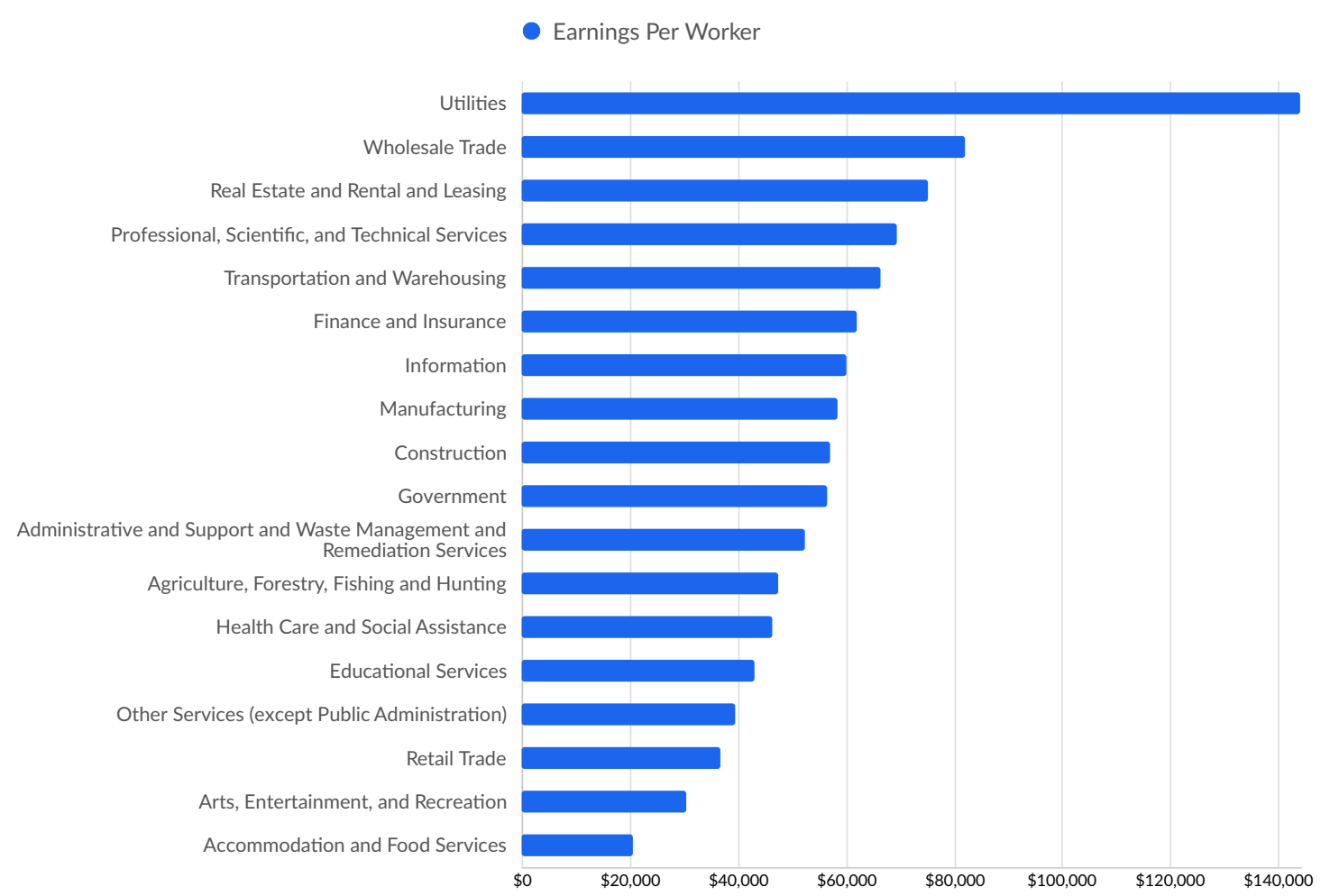
## Top Industry Employment Concentration



## Top Industry GRP



## Top Industry Earnings



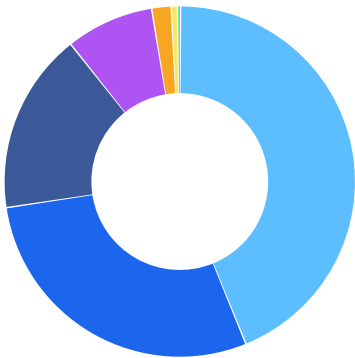
# Business Characteristics

## 953 Companies Employ Your Workers

Online profiles for your workers mention 953 companies as employers, with the top 10 appearing below. In the last 12 months, 185 companies in Scott County, TN posted job postings, with the top 10 appearing below.

Top Companies	Profiles	Top Companies Posting	Unique Postings
Great Dane	39 <div></div>	Walmart	47 <div></div>
Tennier Industries	28 <div></div>	Scott County Schools - Hilton	36 <div></div>
Oneida Special School District	27 <div></div>	Taco Bell	31 <div></div>
State of Tennessee	27 <div></div>	Soliant Health	24 <div></div>
Mountain Peoples Health Counc...	26 <div></div>	Sondermind	24 <div></div>
Walmart	23 <div></div>	Express Employment Profession...	23 <div></div>
Jds Technologies	21 <div></div>	S & L Beverages	23 <div></div>
Scott County Public Schools	21 <div></div>	Huntsville Post-acute And Reha...	19 <div></div>
Big South Fork Medical Center	17 <div></div>	Tennessee Board of Regents	19 <div></div>
Takahata Precision Tennessee	16 <div></div>	Great Dane	17 <div></div>

## Business Size



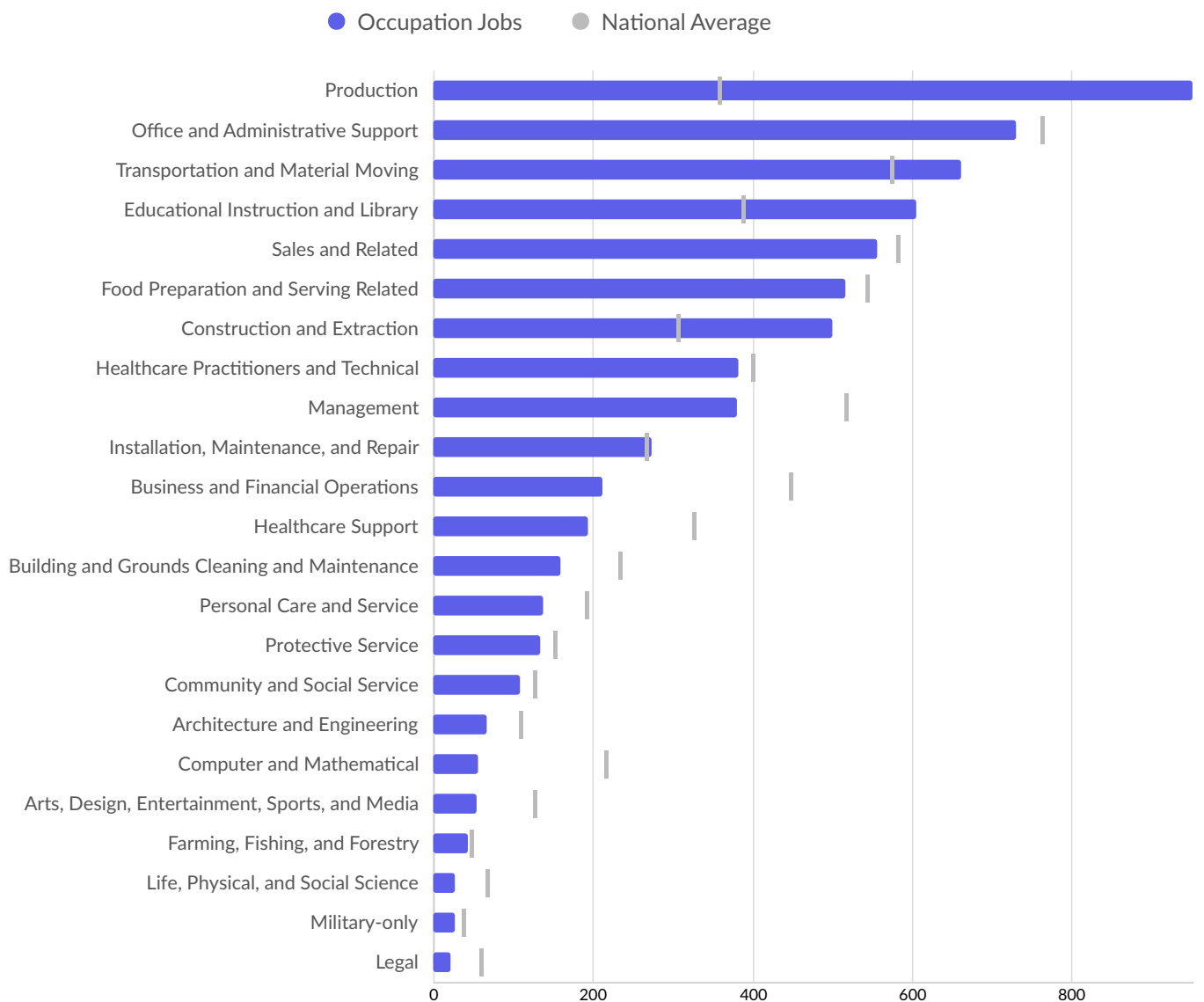
	Percentage	Business Count
<div></div> 1 to 4 employees	43.8%	464
<div></div> 5 to 9 employees	28.8%	305
<div></div> 10 to 19 employees	16.7%	177
<div></div> 20 to 49 employees	8.1%	86
<div></div> 50 to 99 employees	1.8%	19
<div></div> 100 to 249 employees	0.6%	6
<div></div> 250 to 499 employees	0.3%	3

*\*Business Data by DatabaseUSA.com is third-party data provided by Lightcast to its customers as a convenience, and Lightcast does not endorse or warrant its accuracy or consistency with other published Lightcast data. In most cases, the Business Count will not match total companies with profiles on the summary tab.*

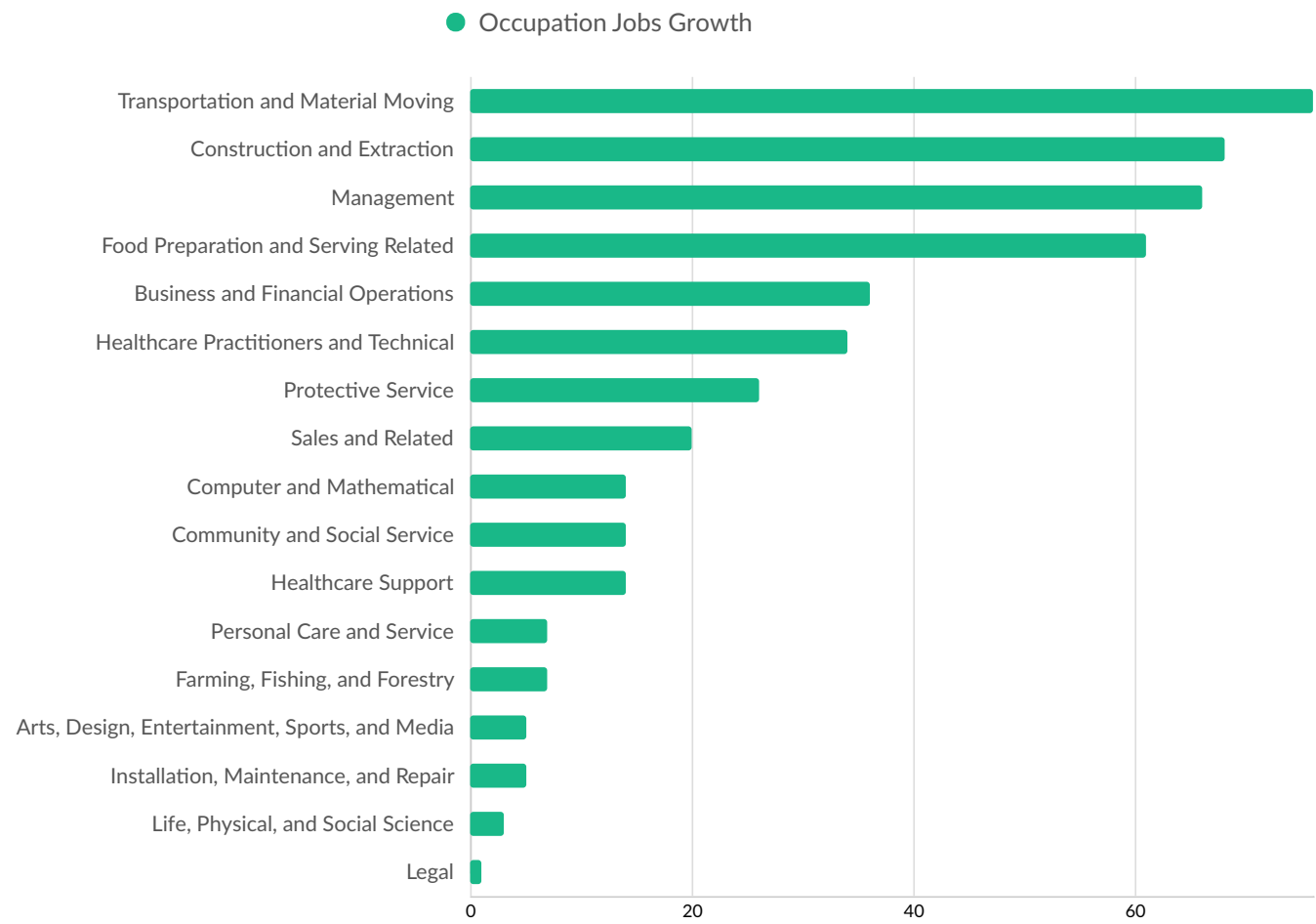


# Workforce Characteristics

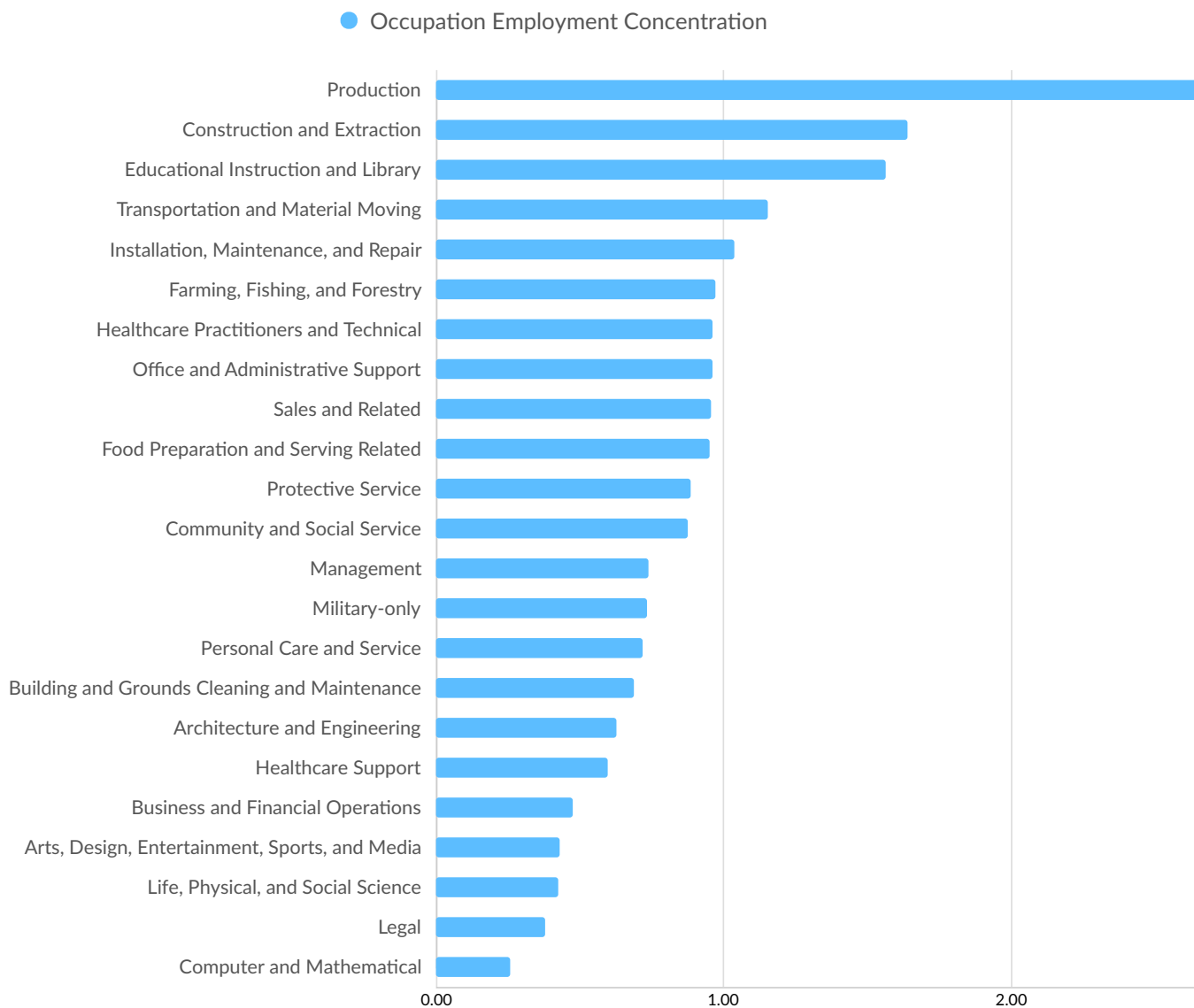
## Largest Occupations



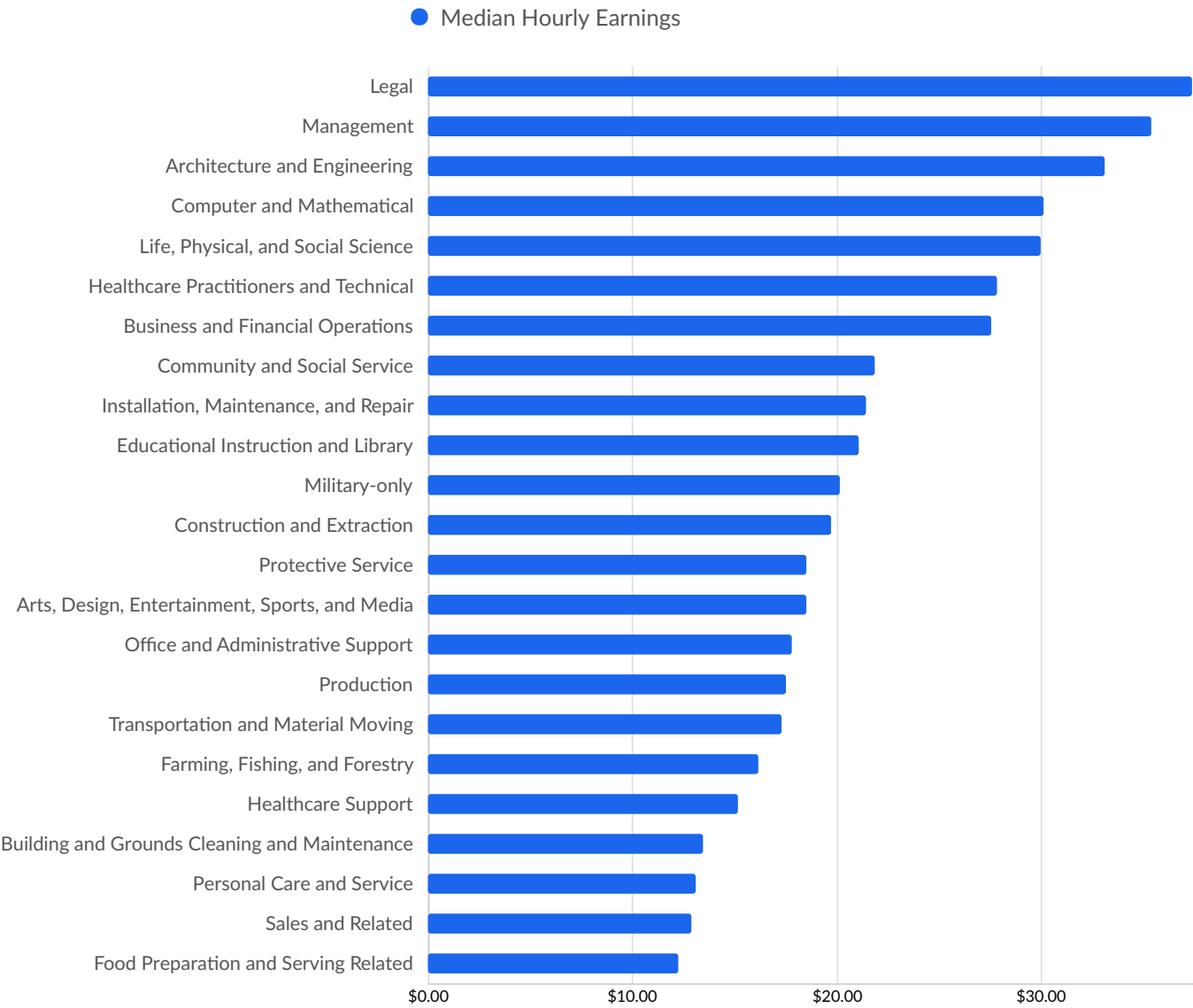
## Top Growing Occupations



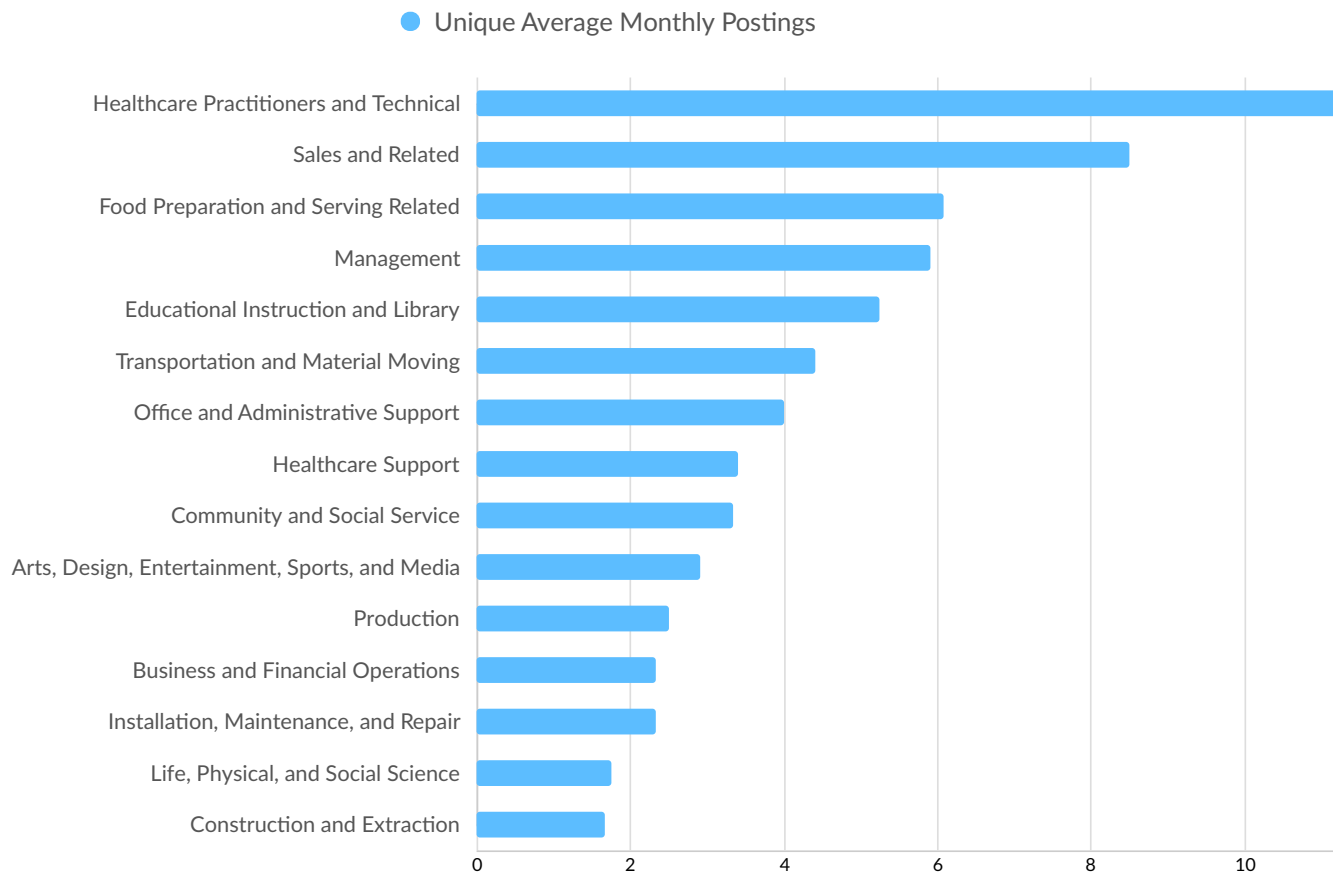
## Top Occupation Employment Concentration



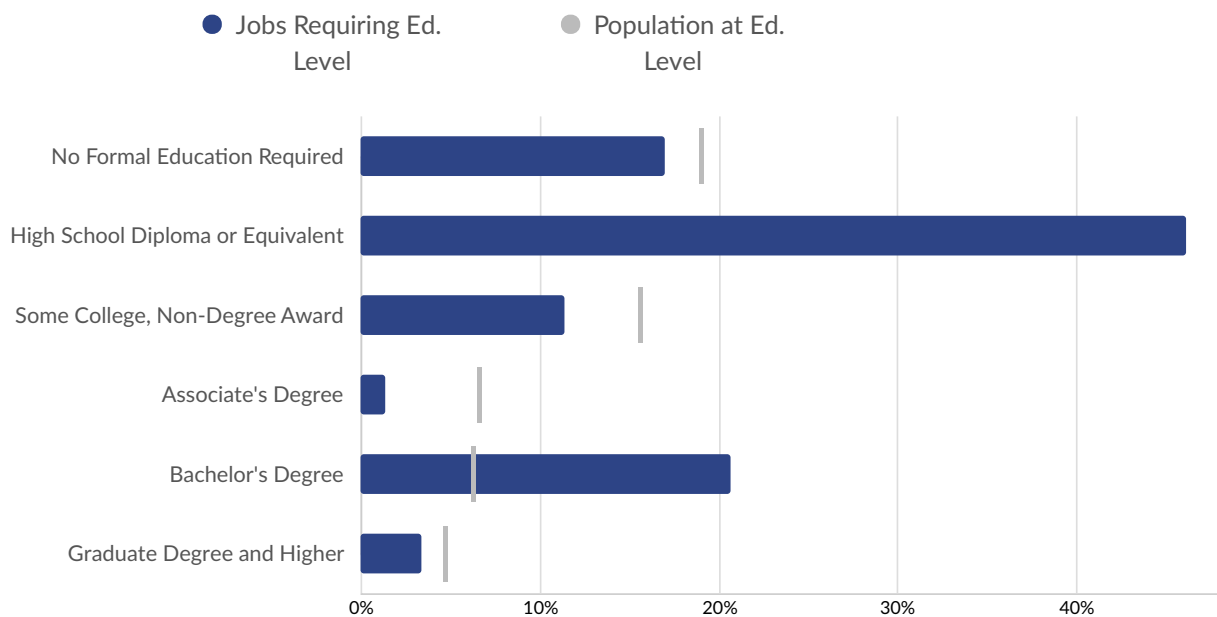
## Top Occupation Earnings



## Top Posted Occupations

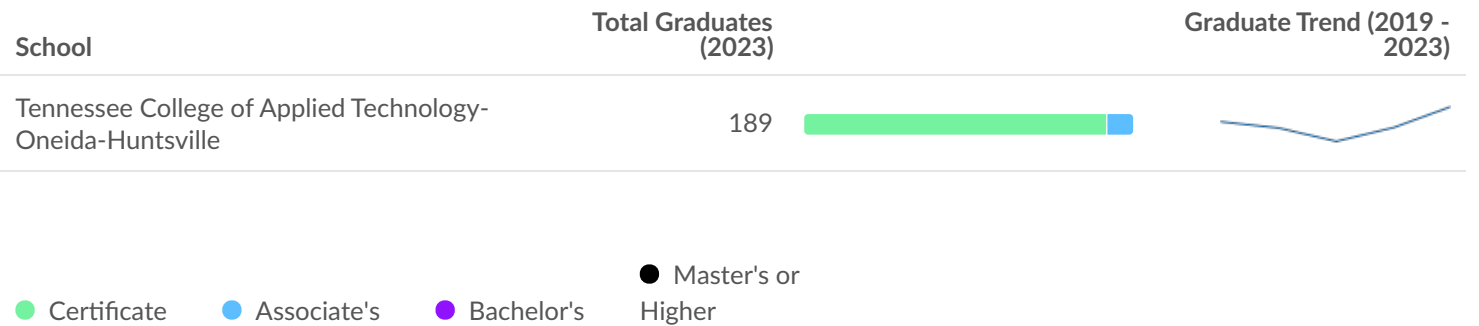


## Underemployment



## Educational Pipeline

In 2023, there were 189 graduates in Scott County, TN. This pipeline has grown by 19% over the last 5 years. The highest share of these graduates come from "Electrical and Power Transmission Installation/Installer, General" (Certificate), "Licensed Practical/Vocational Nurse Training" (Certificate), and "Nursing Assistant/Aide and Patient Care Assistant/Aide" (Certificate).



# In-Demand Skills

